

NEXON CORP LTD.

ISIN: JP3758190007 WKN: 3659

Overview

2024/04/26 08:00:00

Price
2,483.50 JPYDifference  -1.35% (-34.00)

General attributes

ISIN	JP3758190007
Symbol	3659
Exchange	Tokyo Stock Exchange
Currency	JPY
Sector	-
Security type	Stock
Market cap (m)	12,503 EUR
Benchmark	NIKKEI 225

Market data

Bid (Bid size)	2,483.00 JPY (300)
Ask (Ask size)	2,486.00 JPY (300)
Open	2,470.50 JPY
High	2,528.00 JPY
Low	2,460.00 JPY
Close (prev. day)	2,517.50 JPY
VWAP	2,490.0492 JPY
Volume (pcs)	1,667,300
Trading volume	41,516,591.00
Number of trades	4,308
Last size	562,300

Futures and Options





Related Futures	-
Related Options	-

5y



Information about previous performance does not guarantee future performance.
Source: FactSet

Recent research

on market			
Date		Headline	Download
2024/02/22		Aktienempfehlungen Global	
2024/02/22		Global Equity Ratings	
2023/10/27		Global Equity Ratings	
2023/10/27		Aktienempfehlungen Global	
2023/09/29		Global Equity Ratings	

Details

2024/04/26 08:00:00

Price

2,483.50 JPY

Difference ▼ -1.35% (-34.00)

General attributes

ISIN	JP3758190007
Symbol	3659
Exchange	Tokyo Stock Exchange
Currency	JPY
Sector	-
Security type	Stock
Market cap (m)	12,503 EUR
Benchmark	NIKKEI 225

Market data

Bid (Bid size)	2,483.00 JPY (300)
Ask (Ask size)	2,486.00 JPY (300)
Open	2,470.50 JPY
High	2,528.00 JPY
Low	2,460.00 JPY
Close (prev. day)	2,517.50 JPY
VWAP	2,490.0492 JPY
Volume (pcs)	1,667,300
Trading volume	41,516,591.00
Number of trades	4,308
Last size	562,300

Performance and Risk

	6m	1y	3y
Perf (%)	+0.63%	-18.17%	-31.49%
Perf (abs.)	+15.50	-551.50	-1,141.50
Beta	0.66	0.84	0.91
Volatility	53.93	44.12	40.57

5y



Information about previous performance does not guarantee future performance.
Source: FactSet

Price data

Ø price 5 days Ø volume 5 days (pcs.)	2,506.10 JPY (2,404,880)
Ø price 30 days Ø volume 30 days (pcs.)	2,489.82 JPY (2,141,437)
Ø price 100 days Ø volume 100 days (pcs.)	2,623.14 JPY (2,997,872)
Ø price 250 days Ø volume 250 days (pcs.)	2,744.25 JPY (2,490,657)
YTD High date	3,036.00 JPY (2024/02/05)
YTD Low date	2,256.00 JPY (2024/01/19)
52 Weeks High date	3,278.00 JPY (2023/12/07)
52 Weeks Low date	2,256.00 JPY (2024/01/19)

All listings for NEXON CORP LTD.

Exchange	Date	Time	Price	Trading volume (mio.)	Number of trades
Tradegate	2024/04/26	22:02	14.90 EUR	0.00	1
Tokyo Stock Exchange	2024/04/26	08:00	2,483.50 JPY	41.52	4,308
Stuttgart	2024/04/26	08:07	14.70 EUR	0.00	3
Munich	2024/04/26	08:00	14.50 EUR	0.00	2
Frankfurt	2024/04/26	21:41	14.40 EUR	0.00	3

	26					
FINRA other OTC Issues	2024/04/23	17:17	16.21 USD	0.00		1
Duesseldorf	2024/04/26	19:31	14.30 EUR	0.00		7
Berlin	2024/04/26	08:11	14.70 EUR	0.00		2

Company profile

Company Logo

Contact Details

NEXON CO LTD

--

Telefon: -

Fax: -

E-mail: -

Company Profile

-