

SOLAR-FABRIK AG

ISIN: DE0006614712 WKN: 661471

Overview

2023/09/15 13:58:16

Price

0.015 EUR

Difference  -21.05% (-0.00)

General attributes

ISIN	DE0006614712
Symbol	SFX
Exchange	Frankfurt
Currency	EUR
Sector	Other
Security type	Stock
Market cap (m)	0 EUR
Benchmark	GERMANY DAX

Market data

Bid (Bid size)	-
Ask (Ask size)	-
Open	0.015 EUR
High	0.015 EUR
Low	0.015 EUR
Close (prev. day)	0.019 EUR
VWAP	0.015 EUR
Volume (pcs)	9,000
Trading volume	135.00
Number of trades	3
Last size	3,000

Futures and Options

Related Futures	-
Related Options	-










5y



Information about previous performance does not guarantee future performance.

Source: FactSet

Recent research

on sector		on market	
Date		Headline	Download
2024/06/21		Equity Weekly	
2024/06/21		Global Equity Ratings	
2024/06/21		Aktienempfehlungen Global	
2024/06/14		Equity Weekly	
2024/06/14		Global Equity Ratings	

Details

2023/09/15 13:58:16

Price

0.015 EUR

Difference ▼ -21.05% (-0.00)

General attributes

ISIN	DE0006614712
Symbol	SFX
Exchange	Frankfurt
Currency	EUR
Sector	Other
Security type	Stock
Market cap (m)	0 EUR
Benchmark	GERMANY DAX

Market data

Bid (Bid size)	-
Ask (Ask size)	-
Open	0.015 EUR
High	0.015 EUR
Low	0.015 EUR
Close (prev. day)	0.019 EUR
VWAP	0.015 EUR
Volume (pcs)	9,000
Trading volume	135.00
Number of trades	3
Last size	3,000

Performance and Risk

	6m	1y	3y
Perf (%)	-40.00%	-49.15%	-40.00%
Perf (abs.)	-0.01	-0.01	-0.01
Beta	1.09	-0.15	0.27
Volatility	528.16	462.59	356.33

5y



Information about previous performance does not guarantee future performance.
Source: FactSet

Price data

Ø price 5 days Ø volume 5 days (pcs.)	0.015 EUR (6,035)
Ø price 30 days Ø volume 30 days (pcs.)	0.013 EUR (2,970)
Ø price 100 days Ø volume 100 days (pcs.)	0.015 EUR (4,085)
Ø price 250 days Ø volume 250 days (pcs.)	0.021 EUR (8,574)
YTD High date	0.030 EUR (2023/02/03)
YTD Low date	0.006 EUR (2023/07/10)
52 Weeks High date	0.035 EUR (2022/09/20)
52 Weeks Low date	0.006 EUR (2023/07/10)

Arbitrage views

Exchange	Date	Time	Price	Trading volume (mio.)	Number of trades
Frankfurt	2023/09/15	13:58	0.015 EUR	0.00	3
Duesseldorf	2023/09/15	21:13	0.009 EUR	0.00	5
Berlin	2023/09/15	08:24	0.014 EUR	0.00	1

Company profile

Company Logo



Contact Details

SOLAR-FABRIK AG

--

Bebelstrasse 6 - 79108 Freiburg

Telefon: +49-761-2085-6515

Fax: +

E-mail: -

Company Profile

-

Members of Management Board

Günter Weinberger	Chairman of Managing Board
Thomas Oberle	Member of Executive Committee