

CAPRI HOLDINGS LTD

ISIN: VGG1890L1076 WKN: G1890L107

Overview

2024/04/24 22:00:02

Price

35.40 USD

Difference  -3.04% (-1.11)

General attributes

ISIN	VGG1890L1076
Symbol	CPRI
Exchange	NYSE
Currency	USD
Sector	Commerce
Security type	Stock
Market cap (m)	3,857 EUR
Benchmark	FTSE 100

Market data

Bid (Bid size)	34.97 USD (100)
Ask (Ask size)	35.77 USD (100)
Open	36.27 USD
High	36.48 USD
Low	34.78 USD
Close (prev. day)	36.51 USD
VWAP	35.333015 USD
Volume (pcs)	4,547,104
Trading volume	160,647,639.58
Number of trades	40,487
Last size	-

Futures and Options











Related Futures	-
Related Options	-

5y



Information about previous performance does not guarantee future performance.
Source: FactSet

Recent research

on sector	Date	Headline	Download
	2024/04/03	 Global Equity Ratings	
	2024/04/03	 Aktienempfehlungen Global	
	2024/03/13	 Global Equity Ratings	
	2024/03/13	 Aktienempfehlungen Global	
	2024/02/22	 Aktienempfehlungen Global	

Details

2024/04/24 22:00:02

Price

35.40 USD

Difference ▼ -3.04% (-1.11)

General attributes

ISIN	VGG1890L1076
Symbol	CPRI
Exchange	NYSE
Currency	USD
Sector	Commerce
Security type	Stock
Market cap (m)	3,857 EUR
Benchmark	FTSE 100

Market data

Bid (Bid size)	34.97 USD (100)
Ask (Ask size)	35.77 USD (100)
Open	36.27 USD
High	36.48 USD
Low	34.78 USD
Close (prev. day)	36.51 USD
VWAP	35.333015 USD
Volume (pcs)	4,547,104
Trading volume	160,647,639.58
Number of trades	40,487
Last size	-

Performance and Risk

	6m	1y	3y
Perf (%)	-30.79%	-21.33%	-34.20%
Perf (abs.)	-15.75	-9.60	-18.40
Beta	0.13	0.80	1.20
Volatility	18.66	51.95	53.41

5y



Information about previous performance does not guarantee future performance.
Source: FactSet

Price data

Ø price 5 days Ø volume 5 days (pcs.)	37.25 USD (3,260,220)
Ø price 30 days Ø volume 30 days (pcs.)	42.87 USD (1,797,055)
Ø price 100 days Ø volume 100 days (pcs.)	46.78 USD (1,254,589)
Ø price 250 days Ø volume 250 days (pcs.)	45.40 USD (2,068,995)
YTD High date	51.23 USD (2024/01/11)
YTD Low date	34.78 USD (2024/04/24)
52 Weeks High date	54.52 USD (2023/08/10)
52 Weeks Low date	34.17 USD (2023/07/06)

All listings for CAPRI HOLDINGS LTD

Exchange	Date	Time	Price	Trading volume (mio.)	Number of trades
TradeGate	2024/04/24	22:26	33.095 EUR	0.04	10
Stuttgart	2024/04/24	21:08	33.155 EUR	0.00	6
NYSE	2024/04/24	22:00	35.40 USD	160.65	40,487
Frankfurt	2024/04/24	17:22	32.79 EUR	0.03	1
Duesseldorf	2024/04/24	19:30	32.85 EUR	0.00	7

	24					
Berlin	2024/04/24	08:06	33.995	EUR	0.00	2

Company profile

Company Logo



Contact Details

CAPRI HOLDINGS LTD.

--

Telefon: -

Fax: -

E-mail: -

Company Profile

-

Members of Management Board

John D. Idol Chairman of Managing Board

Daniel T. Purefoy Member of Executive Committee

Jenna A. Hendricks Member of Executive Committee

Joshua Schulman Member of Executive Committee

Krista A. Mcdonough Member of Executive Committee

Thomas J. Edwards, Jr. Member of Executive Committee

Board of directors

Jane Thompson Member of Supervisory Board

Jean Tomlin Member of Supervisory Board

Judy Gibbons Member of Supervisory Board

Mahesh Madhavan Member of Supervisory Board

Marilyn Crouther Member of Supervisory Board

Robin Freestone Member of Supervisory Board

Stephen Reitman Member of Supervisory Board