

ZEALAND PHARMA A/S

ISIN: DK0060257814 WKN: -

Overview

2024/04/30 16:34:49

Price

91.65 USD

Difference  6.26% (5.40)

General attributes

ISIN DK0060257814

Symbol ZEAL

Exchange FINRA other OTC Issues

Currency USD

Sector Chemical / Pharmaceutical / Health

Security type Stock

Market cap (m) 5,312 EUR

Benchmark OMX COPENHAGEN 20

Market data

Bid (Bid size) -

Ask (Ask size) -

Open 90.95 USD

High 91.65 USD

Low 90.95 USD

Close (prev. day) 86.25 USD

VWAP 91.30 USD

Volume (pcs) 347

Trading volume 31,504.56

Number of trades 8

Last size 100

Futures and Options

Related Futures -

Related Options -

5y










Information about previous performance does not guarantee future performance.

Source: FactSet

Recent research

on sector

Date	Headline	Download
2024/04/29	 Aktienempfehlungen Österreich	
2024/04/26	 Global Equity Ratings	
2024/04/26	 Aktienempfehlungen Global	
2024/04/15	 Aktienempfehlungen Österreich	
2024/04/03	 Global Equity Ratings	

Details

2024/04/30 16:34:49

Price

91.65 USD

Difference ▲ 6.26% (5.40)

General attributes

ISIN	DK0060257814
Symbol	ZEAL
Exchange	FINRA other OTC Issues
Currency	USD
Sector	Chemical / Pharmaceutical / Health
Security type	Stock
Market cap (m)	5,312 EUR
Benchmark	OMX COPENHAGEN 20

Market data

Bid (Bid size)	-
Ask (Ask size)	-
Open	90.95 USD
High	91.65 USD
Low	90.95 USD
Close (prev. day)	86.25 USD
VWAP	91.30 USD
Volume (pcs)	347
Trading volume	31,504.56
Number of trades	8
Last size	100

Performance and Risk

	6m	1y	3y
Perf (%)	+113.94%	+170.55%	-
Perf (abs.)	+48.81	+57.78	-
Beta	0.47	0.77	0.90
Volatility	54.84	49.39	76.41

5y



Information about previous performance does not guarantee future performance.

Source: FactSet

Price data

Ø price 5 days Ø volume 5 days (pcs.)	87.61 USD (533)
Ø price 30 days Ø volume 30 days (pcs.)	91.73 USD (1,434)
Ø price 100 days Ø volume 100 days (pcs.)	78.10 USD (2,182)
Ø price 250 days Ø volume 250 days (pcs.)	63.49 USD (990)
YTD High date	111.44 USD (2024/03/07)
YTD Low date	50.65 USD (2024/01/03)
52 Weeks High date	111.44 USD (2024/03/07)
52 Weeks Low date	32.42 USD (2023/05/10)

Arbitrage views

Exchange ⊕	Date	Time	Price	Trading volume (mio.)	Number of trades
Tradegate	2024/04/30	22:26	84.20 EUR	0.07	23
Stuttgart	2024/04/30	16:15	84.80 EUR	0.00	15
Nasdaq Copenhagen	2024/04/30	16:59	633.00 DKK	134.66	2,634
Munich	2024/04/30	08:03	82.30 EUR	0.00	1
London Stock Exchange	2024/	16:55	628.50 DKK	0.31	3

European Trade Reporting	04/30					
Frankfurt	2024/ 04/30	14:16	84.50 EUR	0.00		4
FINRA other OTC Issues	2024/ 04/30	16:34	91.65 USD	0.03		8
Duesseldorf	2024/ 04/30	19:31	83.90 EUR	0.00		5
Berlin	2024/ 04/30	21:43	84.40 EUR	0.00		17

Company profile

Company Logo



Company Profile

-

Contact Details

ZEALAND PHARMA

--

Telefon: -

Fax: -

E-mail: -