

## ENEL SPA EUR1

ISIN: IT0003128367

WKN: MTA-ENEL

## Overview

2024/07/26 16:28:33

Price  
7.2725 USDDifference  0.10% (0.01)

## General attributes

ISIN	IT0003128367
Symbol	ENEL
Exchange	FINRA other OTC Issues
Currency	USD
Sector	Utilities
Security type	Stock
Market cap (m)	67,750 EUR
Benchmark	FTSE MIB INDEX

## Market data

Bid (Bid size)	-
Ask (Ask size)	-
Open	7.2725 USD
High	7.2725 USD
Low	7.2725 USD
Close (prev. day)	7.265 USD
VWAP	7.2725 USD
Volume (pcs)	254
Trading volume	1,846.93
Number of trades	2
Last size	248

## Futures and Options





Related Futures	54
Related Options	-

5y



Information about previous performance does not guarantee future performance.  
Source: FactSet

## Recent research

on sector		on market	
Date		Headline	Download
2024/07/26		Equity Weekly	
2024/07/24		Global Equity Ratings	
2024/07/24		Aktienempfehlungen Global	
2024/07/15		Aktienempfehlungen Global	
2024/07/12		Global Equity Ratings	

## Details

2024/07/26 16:28:33

**Price**  
7.2725 USD

**Difference** ▲ 0.10% (0.01)

## General attributes

ISIN	IT0003128367
Symbol	ENEL
Exchange	FINRA other OTC Issues
Currency	USD
Sector	Utilities
Security type	Stock
Market cap (m)	67,750 EUR
Benchmark	FTSE MIB INDEX

## Market data

Bid (Bid size)	-
Ask (Ask size)	-
Open	7.2725 USD
High	7.2725 USD
Low	7.2725 USD
Close (prev. day)	7.265 USD
VWAP	7.2725 USD
Volume (pcs)	254
Trading volume	1,846.93
Number of trades	2
Last size	248

## Performance and Risk

	6m	1y	3y
Perf (%)	+7.18%	+4.90%	-23.37%
Perf (abs.)	+0.49	+0.34	-2.22
Beta	0.68	0.76	0.87
Volatility	31.58	30.68	35.94

5y



Information about previous performance does not guarantee future performance.  
Source: FactSet

## Price data

Ø price 5 days   Ø volume 5 days (pcs.)	7.1744 USD (4,174)
Ø price 30 days   Ø volume 30 days (pcs.)	7.1593 USD (12,976)
Ø price 100 days   Ø volume 100 days (pcs.)	6.8956 USD (16,406)
Ø price 250 days   Ø volume 250 days (pcs.)	6.7583 USD (14,591)
YTD High   date	7.6200 USD (2024/06/03)
YTD Low   date	6.1150 USD (2024/04/10)
52 Weeks High   date	7.6475 USD (2023/12/26)
52 Weeks Low   date	5.7200 USD (2023/10/03)

## All listings for ENEL SPA EUR1

Exchange <span>⊕</span>	Date	Time	Price	Trading volume (mio.)	Number of trades
Xetra	2024/07/26	17:35	6.666 EUR	0.23	34
Vienna Stock Exchange	2024/07/26	17:32	6.66 EUR	0.00	5
Tradegate	2024/07/26	22:26	6.685 EUR	0.68	67
Stuttgart	2024/07/26	17:15	6.663 EUR	0.07	21
Munich	2024/	08:04	6.667 EUR	0.00	1

	07/26					
London Stock Exchange European Trade Reporting	2024/ 07/26	17:30	6.6775 EUR	0.00		4
Hanover	2024/ 07/26	08:01	6.667 EUR	0.00		3
Hamburg	2024/ 07/26	12:45	6.676 EUR	0.00		2
Frankfurt	2024/ 07/26	14:32	6.673 EUR	0.02		7
FINRA other OTC Issues	2024/ 07/26	16:28	7.2725 USD	0.00		2
Euronext Milan MTF Trading After Hours	2024/ 07/26	20:26	6.68 EUR	0.19		30
Euronext Milan	2024/ 07/26	17:44	6.67 EUR	137.86		11,507
Duesseldorf	2024/ 07/26	19:31	6.652 EUR	0.00		7
Berlin	2024/ 07/26	17:17	6.663 EUR	0.00		3

# Company profile

## Company Logo

### Contact Details

ENEL SPA

--

Viale Regina Margherita, 137 - 00198 Rome

Telefon: +

Fax: +

E-mail: -

## Company Profile

-

### Members of Management Board

Flavio Cattaneo	Chairman of Managing Board
Paolo Scaroni	Member of Executive Committee

### Board of directors

Paolo Scaroni	Chairman of Supervisory Board
Alessandra Stabilini	Member of Supervisory Board
Alessandro Zehenter	Member of Supervisory Board
Andrea Mascetti	Member of Supervisory Board
Dario Frigerio	Member of Supervisory Board
Fiammetta Salmoni	Member of Supervisory Board
Johanna Arbib	Member of Supervisory Board
Mario Corsi	Member of Supervisory Board
Olga Cuccurullo	Member of Supervisory Board