

## NOVONESIS A/S SER. B

ISIN: **DK0060336014** WKN: -

## Overview

2024/04/19 21:43:01

Price

51.66 EUR

Difference  0.58% (0.30)

## General attributes

ISIN DK0060336014

Symbol NSIS B

Exchange Berlin

Currency EUR

Sector Chemical / Pharmaceutical / Health

Security type Stock

Market cap (m) 21,293 EUR

Benchmark OMX COPENHAGEN 20

## Market data

Bid (Bid size) -

Ask (Ask size) -

Open 50.92 EUR

High 52.00 EUR

Low 50.84 EUR

Close (prev. day) 51.36 EUR

VWAP -

Volume (pcs) 0

Trading volume 0.00

Number of trades 16

Last size 0

## Futures and Options

Related Futures 18

Related Options -

5y






Information about previous performance does not guarantee future performance.

Source: FactSet

## Recent research

on sector

Date	Headline	Download
2024/04/15	 Aktienempfehlungen Österreich	
2024/04/03	 Global Equity Ratings	
2024/04/03	 Aktienempfehlungen Global	
2024/04/03	 Aktienempfehlungen Österreich	
2024/03/22	 Equity Weekly	

## Details

2024/04/19 21:43:01

**Price**

51.66 EUR

Difference ▲ 0.58% (0.30)**General attributes**

ISIN	DK0060336014
Symbol	NSIS B
Exchange	Berlin
Currency	EUR
Sector	Chemical / Pharmaceutical / Health
Security type	Stock
Market cap (m)	21,293 EUR
Benchmark	OMX COPENHAGEN 20

**Market data**

Bid (Bid size)	-
Ask (Ask size)	-
Open	50.92 EUR
High	52.00 EUR
Low	50.84 EUR
Close (prev. day)	51.36 EUR
VWAP	-
Volume (pcs)	0
Trading volume	0.00
Number of trades	16
Last size	0

**Performance and Risk**

	6m	1y	3y
Perf (%)	+36.70%	+5.43%	-5.21%
Perf (abs.)	+13.87	+2.66	-2.84
Beta	0.17	0.28	0.67
Volatility	26.55	24.74	28.02

5y



Information about previous performance does not guarantee future performance.  
Source: FactSet

**Price data**

Ø price 5 days   Ø volume 5 days (pcs.)	51.44 EUR (0)
Ø price 30 days   Ø volume 30 days (pcs.)	53.67 EUR (18)
Ø price 100 days   Ø volume 100 days (pcs.)	50.48 EUR (11)
Ø price 250 days   Ø volume 250 days (pcs.)	46.24 EUR (5)
YTD High   date	59.08 EUR (2024/03/21)
YTD Low   date	46.30 EUR (2024/01/19)
52 Weeks High   date	59.08 EUR (2024/03/21)
52 Weeks Low   date	36.83 EUR (2023/10/02)

**Arbitrage views**

Exchange <span style="font-size: small;">⌵</span>	Date	Time	Price	Trading volume (mio.)	Number of trades
Vienna Stock Exchange	2024/04/19	17:32	51.88 EUR	0.00	2
Tradegate	2024/04/19	22:26	51.74 EUR	0.07	12
Stuttgart	2024/04/19	16:38	51.88 EUR	0.00	14
SIX Swiss Exchange	2023/04/17	17:35	45.21 CHF	0.00	1
Nasdaq Copenhagen	2024/	16:59	387.00 DKK	137.49	2,450

	04/19					
Munich	2024/ 04/19	11:11	51.64 EUR	0.00		2
London Stock Exchange European Trade Reporting	2024/ 04/19	16:55	385.15 DKK	0.02		3
Frankfurt	2024/ 04/19	21:49	51.36 EUR	0.00		3
FINRA other OTC Issues	2024/ 04/19	21:21	54.45 USD	0.12		5
Duesseldorf	2024/ 04/19	19:31	51.52 EUR	0.00		7
Berlin	2024/ 04/19	21:43	51.66 EUR	0.00		16

## Company profile

### Company Logo

### Contact Details

NOVONESIS A/S

--

Biologiens Vej 2 - 2800 Lyngby

Telefon: +

Fax: +

E-mail: -

### Company Profile

-

#### Members of Management Board

Ester Baiget	Chairman of Managing Board
Amy Byrick	Member of Executive Committee
Anders Lund	Member of Executive Committee
Claus Crone Fuglsang	Member of Executive Committee
Graziela Chaluppe dos Santos Malucelli	Member of Executive Committee
Lars Green	Member of Executive Committee
Morten Enggaard Rasmussen	Member of Executive Committee
Tina Sejersgard Fano	Member of Executive Committee

#### Board of directors

Cees de Jong	Chairman of Supervisory Board
Morten Otto Sommer	Member of Supervisory Board
Sharon James	Member of Supervisory Board
Anders Knudsen	Member of Supervisory Board
Anne Breum	Member of Supervisory Board
Heine Dalsgaard	Member of Supervisory Board
Jens Øbro	Member of Supervisory Board
Kasim Kutay	Member of Supervisory Board
Kim Stratton	Member of Supervisory Board
Preben Nielsen	Member of Supervisory Board