

## LION ONE METALS LTD.

ISIN: CA5362161047 WKN: -

## Overview

2024/07/26 21:54:28

Price

0.224 USD

Difference  -3.82% (-0.01)

## General attributes

ISIN	CA5362161047
Symbol	LIO
Exchange	FINRA other OTC Issues
Currency	USD
Sector	Energy / Commodities
Security type	Stock
Market cap (m)	47 EUR
Benchmark	S&P/TSX 60 INDEX

## Market data

Bid (Bid size)	-
Ask (Ask size)	-
Open	0.231 USD
High	0.235 USD
Low	0.2111 USD
Close (prev. day)	0.2329 USD
VWAP	0.221878 USD
Volume (pcs)	808,611
Trading volume	179,408.73
Number of trades	192
Last size	11,500

## Futures and Options

Related Futures	-
Related Options	-










5y



Information about previous performance does not guarantee future performance.

Source: FactSet

## Recent research

on sector	Date	Headline	Download
	2024/07/26	 Equity Weekly	
	2024/07/24	 Global Equity Ratings	
	2024/07/24	 Aktienempfehlungen Global	
	2024/07/15	 Aktienempfehlungen Global	
	2024/07/12	 Equity Weekly	

## Details

2024/07/26 21:54:28

### Price

0.224 USD

 Difference 📉 -3.82% (-0.01)

### General attributes

ISIN	CA5362161047
Symbol	LIO
Exchange	FINRA other OTC Issues
Currency	USD
Sector	Energy / Commodities
Security type	Stock
Market cap (m)	47 EUR
Benchmark	S&P/TSX 60 INDEX

### Market data

Bid (Bid size)	-
Ask (Ask size)	-
Open	0.231 USD
High	0.235 USD
Low	0.2111 USD
Close (prev. day)	0.2329 USD
VWAP	0.221878 USD
Volume (pcs)	808,611
Trading volume	179,408.73
Number of trades	192
Last size	11,500

### Performance and Risk

	6m	1y	3y
Perf (%)	-60.42%	-61.38%	-76.42%
Perf (abs.)	-0.34	-0.36	-0.73
Beta	0.23	0.42	0.54
Volatility	81.84	66.17	65.71

5y



Information about previous performance does not guarantee future performance.

Source: FactSet

### Price data

Ø price 5 days   Ø volume 5 days (pcs.)	0.236 USD (665,565)
Ø price 30 days   Ø volume 30 days (pcs.)	0.322 USD (351,957)
Ø price 100 days   Ø volume 100 days (pcs.)	0.350 USD (287,497)
Ø price 250 days   Ø volume 250 days (pcs.)	0.497 USD (211,655)
YTD High   date	0.660 USD (2024/01/02)
YTD Low   date	0.200 USD (2024/03/25)
52 Weeks High   date	0.760 USD (2023/08/29)
52 Weeks Low   date	0.200 USD (2024/03/25)

### All listings for LION ONE METALS LTD.

Exchange	Date	Time	Price	Trading volume (mio.)	Number of trades
Tradegate	2024/07/26	22:26	0.2015 EUR	0.04	17
TSX Venture Exchange	2024/07/26	21:59	0.305 CAD	0.90	316
Stuttgart	2024/07/26	14:44	0.2045 EUR	0.00	3
Munich	2024/07/26	08:02	0.2165 EUR	0.00	2
Frankfurt	2024/07/26	08:05	0.204 EUR	0.00	2

	26					
FINRA other OTC Issues	2024/07/26	21:54	0.224 USD	0.18		192
Duesseldorf	2024/07/26	19:32	0.2015 EUR	0.00		7
Berlin	2024/07/26	20:48	0.1978 EUR	0.00		20

## Company profile

### Company Logo



### Company Profile

-

### Contact Details

LION ONE METALS LTD

--

----

Telefon: -

Fax: -

E-mail: -