

MARUI GROUP CORP LTD.

ISIN: JP3870400003 WKN: 8252

Overview

2023/02/14 19:15:39

Price

15.41 USD

Difference  -1.09% (-0.17)

General attributes

ISIN	JP3870400003
Symbol	8252
Exchange	FINRA other OTC Issues
Currency	USD
Sector	Commerce
Security type	Stock
Market cap (m)	3,285 EUR
Benchmark	NIKKEI 225

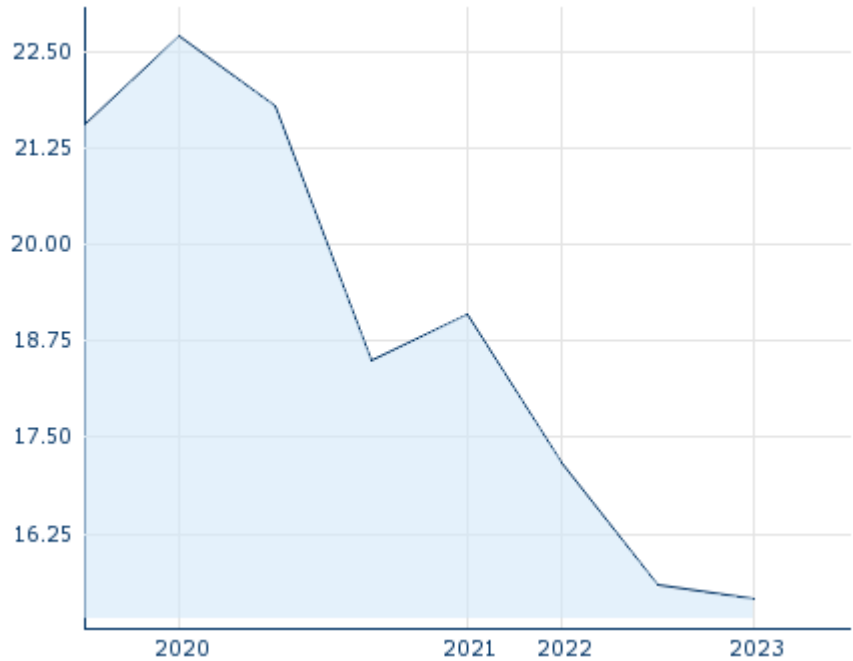
Market data

Bid (Bid size)	-
Ask (Ask size)	-
Open	15.41 USD
High	15.41 USD
Low	15.41 USD
Close (prev. day)	15.58 USD
VWAP	15.41 USD
Volume (pcs)	194
Trading volume	2,989.54
Number of trades	1
Last size	194

Futures and Options

Related Futures	-
Related Options	-











5y



Information about previous performance does not guarantee future performance.

Source: FactSet

Recent research

on sector		on market	
Date		Headline	Download
2024/09/11		Global Equity Ratings	
2024/09/11		Aktienempfehlungen Global	
2024/09/05		Global Equity Ratings	
2024/09/05		Aktienempfehlungen Global	
2024/08/12		Global Equity Ratings	

Details

2023/02/14 19:15:39

Price

15.41 USD

Difference  -1.09% (-0.17)

General attributes

ISIN	JP3870400003
Symbol	8252
Exchange	FINRA other OTC Issues
Currency	USD
Sector	Commerce
Security type	Stock
Market cap (m)	3,285 EUR
Benchmark	NIKKEI 225

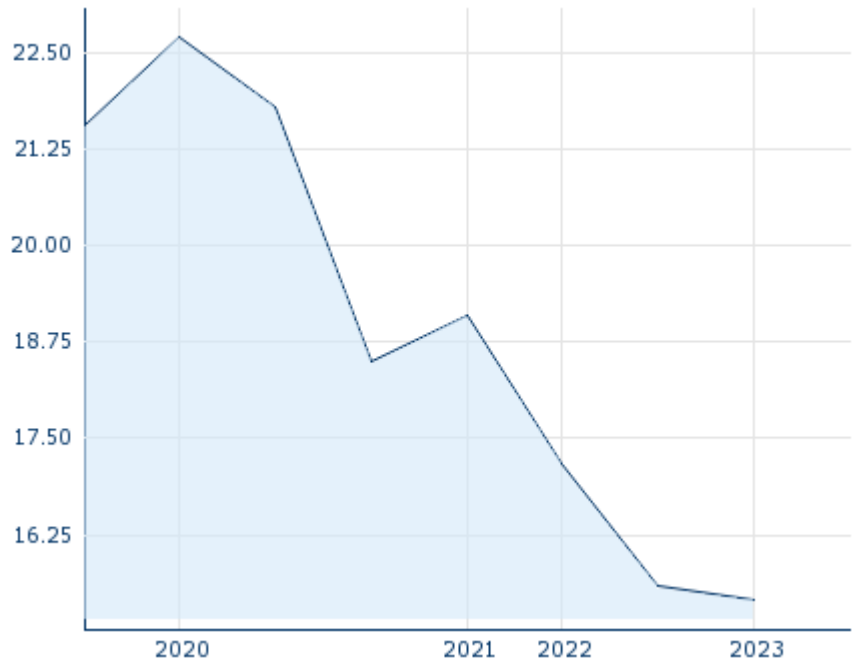
Market data

Bid (Bid size)	-
Ask (Ask size)	-
Open	15.41 USD
High	15.41 USD
Low	15.41 USD
Close (prev. day)	15.58 USD
VWAP	15.41 USD
Volume (pcs)	194
Trading volume	2,989.54
Number of trades	1
Last size	194

Performance and Risk

	6m	1y	3y
Perf (%)	-	-	-
Perf (abs.)	-	-	-
Beta	-	-	-
Volatility	-	-	-

5y



Information about previous performance does not guarantee future performance.
Source: FactSet

Price data

Ø price 5 days Ø volume 5 days (pcs.)	- USD (-)
Ø price 30 days Ø volume 30 days (pcs.)	- USD (-)
Ø price 100 days Ø volume 100 days (pcs.)	- USD (-)
Ø price 250 days Ø volume 250 days (pcs.)	- USD (9)
YTD High date	- USD (-)
YTD Low date	- USD (-)
52 Weeks High date	- USD (-)
52 Weeks Low date	- USD (-)

Arbitrage views

Exchange 	Date	Time	Price	Trading volume (mio.)	Number of trades
Tradegate	2024/09/17	22:02	15.90 EUR	0.00	1
Tokyo Stock Exchange	2024/09/18	08:00	2,486.50 JPY	13.73	1,943
Stuttgart	2024/09/18	08:01	15.70 EUR	0.00	1
Frankfurt	2024/09/18	08:17	15.70 EUR	0.00	1
FINRA other OTC	2023/02/14	19:15	15.41 USD	0.00	1

Issues	14					
Duesseldorf	2024/09/ 18	19:30	15.60 EUR	0.00		5

Company profile

Company Logo



Company Profile

-

Contact Details

MARUI

--

4-3-2, Nakano, Nakano-ku - 164-8701 Tokyo

Telefon: 03-3384-0101

Fax: 03-5343-6615

E-mail: -