

SILVER TIGER METALS INC.

ISIN: CA82831T1093 WKN: -

Overview

2024/07/26 21:24:23

5y

Price

0.24 CAD

Difference  0.00% (0.00)

General attributes

ISIN	CA82831T1093
Symbol	SLVR
Exchange	TSX Venture Exchange
Currency	CAD
Sector	Energy / Commodities
Security type	Stock
Market cap (m)	58 EUR
Benchmark	S&P/TSX 60 INDEX

Market data

Bid (Bid size)	0.235 CAD (20,000)
Ask (Ask size)	0.245 CAD (2,500)
Open	0.24 CAD
High	0.24 CAD
Low	0.235 CAD
Close (prev. day)	0.24 CAD
VWAP	0.237215 CAD
Volume (pcs)	37,700
Trading volume	8,943.00
Number of trades	10
Last size	9,000











Futures and Options

Related Futures	-
Related Options	-



Information about previous performance does not guarantee future performance.
Source: FactSet

Recent research

on sector			
Date		Headline	Download
2024/07/26		Equity Weekly	
2024/07/24		Global Equity Ratings	
2024/07/24		Aktienempfehlungen Global	
2024/07/15		Aktienempfehlungen Global	
2024/07/12		Equity Weekly	

Details

2024/07/26 21:24:23

Price

0.24 CAD

Difference ➔ 0.00% (0.00)

General attributes

ISIN	CA82831T1093
Symbol	SLVR
Exchange	TSX Venture Exchange
Currency	CAD
Sector	Energy / Commodities
Security type	Stock
Market cap (m)	58 EUR
Benchmark	S&P/TSX 60 INDEX

Market data

Bid (Bid size)	0.235 CAD (20,000)
Ask (Ask size)	0.245 CAD (2,500)
Open	0.24 CAD
High	0.24 CAD
Low	0.235 CAD
Close (prev. day)	0.24 CAD
VWAP	0.237215 CAD
Volume (pcs)	37,700
Trading volume	8,943.00
Number of trades	10
Last size	9,000

Performance and Risk

	6m	1y	3y
Perf (%)	+50.00%	+14.29%	-54.72%
Perf (abs.)	+0.08	+0.03	-0.29
Beta	1.41	0.67	1.11
Volatility	68.38	65.25	67.64

5y



Information about previous performance does not guarantee future performance.
Source: FactSet

Price data

Ø price 5 days Ø volume 5 days (pcs.)	0.24 CAD (48,733)
Ø price 30 days Ø volume 30 days (pcs.)	0.23 CAD (123,092)
Ø price 100 days Ø volume 100 days (pcs.)	0.21 CAD (271,013)
Ø price 250 days Ø volume 250 days (pcs.)	0.19 CAD (253,467)
YTD High date	0.32 CAD (2024/05/21)
YTD Low date	0.14 CAD (2024/01/17)
52 Weeks High date	0.32 CAD (2024/05/21)
52 Weeks Low date	0.14 CAD (2023/11/13)

All listings for SILVER TIGER METALS INC.

Exchange ➔	Date	Time	Price	Trading volume (mio.)	Number of trades
TSX Venture Exchange	2024/07/26	21:24	0.24 CAD	0.01	10
Stuttgart	2024/07/26	14:44	0.146 EUR	0.00	4
Munich	2024/07/26	08:02	0.165 EUR	0.00	1
Frankfurt	2024/07/26	08:10	0.15 EUR	0.00	2
FINRA other OTC	2024/07/26	20:52	0.165 USD	0.02	19

Company profile

Company Logo

Contact Details

SILVER TIGER METALS INC.

--

Telefon: -

Fax: -

E-mail: -

Company Profile

-