

## XYLEM INC COM USD0.01

ISIN: **US98419M1009** WKN: **98419M100**

## Overview

2024/07/17 22:00:02

Price  
139.00 USDDifference  -1.60% (-2.26)

## General attributes

ISIN	US98419M1009
Symbol	XYL
Exchange	NYSE
Currency	USD
Sector	Industry
Security type	Stock
Market cap (m)	30,805 EUR
Benchmark	S&P 500

## Market data

Bid (Bid size)	134.45 USD (100)
Ask (Ask size)	152.00 USD (100)
Open	140.51 USD
High	141.50 USD
Low	138.75 USD
Close (prev. day)	141.26 USD
VWAP	139.258844 USD
Volume (pcs)	1,214,528
Trading volume	169,186,535.80
Number of trades	24,023
Last size	-










## Futures and Options

Related Futures	-
Related Options	-



Information about previous performance does not guarantee future performance.  
Source: FactSet

## Recent research

on sector	on market		
Date		Headline	Download
2024/07/15		Aktienempfehlungen Global	
2024/07/12		Global Equity Ratings	
2024/07/09		Aktienempfehlungen Österreich	
2024/06/24		Aktienempfehlungen Österreich	
2024/06/21		Global Equity Ratings	

## Details

2024/07/17 22:00:02

### Price

139.00 USD

**Difference** ▼ -1.60% (-2.26)

### General attributes

ISIN	US98419M1009
Symbol	XYL
Exchange	NYSE
Currency	USD
Sector	Industry
Security type	Stock
Market cap (m)	30,805 EUR
Benchmark	S&P 500

### Market data

Bid (Bid size)	134.45 USD (100)
Ask (Ask size)	152.00 USD (100)
Open	140.51 USD
High	141.50 USD
Low	138.75 USD
Close (prev. day)	141.26 USD
VWAP	139.258844 USD
Volume (pcs)	1,214,528
Trading volume	169,186,535.80
Number of trades	24,023
Last size	-

### Performance and Risk

	6m	1y	3y
Perf (%)	+26.72%	+25.64%	+16.45%
Perf (abs.)	+29.31	+28.37	+19.64
Beta	1.01	1.01	1.08
Volatility	19.19	19.98	27.23



Information about previous performance does not guarantee future performance.  
Source: FactSet

### Price data

Ø price 5 days   Ø volume 5 days (pcs.)	138.77 USD (1,042,240)
Ø price 30 days   Ø volume 30 days (pcs.)	137.27 USD (1,070,973)
Ø price 100 days   Ø volume 100 days (pcs.)	133.88 USD (1,165,723)
Ø price 250 days   Ø volume 250 days (pcs.)	116.10 USD (1,320,012)
YTD High   date	146.08 USD (2024/05/21)
YTD Low   date	109.39 USD (2024/01/17)
52 Weeks High   date	146.08 USD (2024/05/21)
52 Weeks Low   date	87.59 USD (2023/10/30)

### All listings for XYLEM INC COM USD0.01

Exchange	Date	Time	Price	Trading volume (mio.)	Number of trades
Xetra	2024/07/18	10:16	126.10 EUR	0.00	1
Tradegate	2024/07/18	09:51	127.25 EUR	0.01	3
Stuttgart	2024/07/18	08:06	126.95 EUR	0.00	1
NYSE	2024/07/17	22:00	139.00 USD	169.19	24,023
Munich	2024/07/18	09:06	126.85 EUR	0.00	2

	18						
London Stock Exchange	2024/07/16	16:55	139.55 USD	0.00		1	
Hanover	2024/07/18	08:00	126.95 EUR	0.00		1	
Frankfurt	2024/07/18	08:03	126.95 EUR	0.00		1	
Duesseldorf	2024/07/18	09:30	126.50 EUR	0.00		2	
Berlin	2024/07/18	08:13	126.80 EUR	0.00		1	

## Company profile

### Company Logo



### Contact Details

XYLEM INC.

--

301 Water Street SE, Suite 200 - 20003  
Washington

Telefon: +1-202-869-9150

Fax: +

E-mail: -

### Company Profile

-

#### Members of Management Board

Robert Friel Chairman of Board of Directors

Earl Ellis Member of Board of Directors

Jeanne Beliveau-Dunn Member of Board of Directors

Jerome Peribere Member of Board of Directors

Lila Tretikov Member of Board of Directors

Lisa Glatch Member of Board of Directors

Mark Morelli Member of Board of Directors

Uday Yadav Member of Board of Directors

Victoria Harker Member of Board of Directors

Matthew Pine Chairman of Managing Board

Albert H. Cho Member of Executive Committee

Claudia S. Toussaint Member of Executive Committee

Snehal Desai Member of Executive Committee

Thomas Pettit Member of Executive Committee

William Grogan Member of Executive Committee