

SCOTTIE RESOURCES CORP

ISIN: CA81012R1064 WKN: -

Overview

2024/07/26 21:59:52

Price
0.16 CADDifference  -8.57% (-0.02)

General attributes

ISIN	CA81012R1064
Symbol	SCOT
Exchange	TSX Venture Exchange
Currency	CAD
Sector	Energy / Commodities
Security type	Stock
Market cap (m)	32 EUR
Benchmark	S&P/TSX 60 INDEX

Market data

Bid (Bid size)	0.16 CAD (61,500)
Ask (Ask size)	0.17 CAD (55,500)
Open	0.17 CAD
High	0.175 CAD
Low	0.16 CAD
Close (prev. day)	0.175 CAD
VWAP	0.161963 CAD
Volume (pcs)	1,034,265
Trading volume	167,512.67
Number of trades	86
Last size	8,500

Futures and Options










Related Futures	-
Related Options	-

5y



Information about previous performance does not guarantee future performance.
Source: FactSet

Recent research

on sector			
Date		Headline	Download
2024/07/26		Equity Weekly	
2024/07/24		Global Equity Ratings	
2024/07/24		Aktienempfehlungen Global	
2024/07/15		Aktienempfehlungen Global	
2024/07/12		Equity Weekly	

Details

2024/07/26 21:59:52

Price
0.16 CAD

Difference ▼ -8.57% (-0.02)

General attributes

ISIN	CA81012R1064
Symbol	SCOT
Exchange	TSX Venture Exchange
Currency	CAD
Sector	Energy / Commodities
Security type	Stock
Market cap (m)	32 EUR
Benchmark	S&P/TSX 60 INDEX

Market data

Bid (Bid size)	0.16 CAD (61,500)
Ask (Ask size)	0.17 CAD (55,500)
Open	0.17 CAD
High	0.175 CAD
Low	0.16 CAD
Close (prev. day)	0.175 CAD
VWAP	0.161963 CAD
Volume (pcs)	1,034,265
Trading volume	167,512.67
Number of trades	86
Last size	8,500

Performance and Risk

	6m	1y	3y
Perf (%)	-11.11%	-33.33%	-17.95%
Perf (abs.)	-0.02	-0.08	-0.04
Beta	0.93	0.61	0.74
Volatility	66.36	61.34	61.69

5y



Information about previous performance does not guarantee future performance.
Source: FactSet

Price data

Ø price 5 days Ø volume 5 days (pcs.)	0.18 CAD (561,646)
Ø price 30 days Ø volume 30 days (pcs.)	0.17 CAD (227,955)
Ø price 100 days Ø volume 100 days (pcs.)	0.18 CAD (327,527)
Ø price 250 days Ø volume 250 days (pcs.)	0.19 CAD (178,345)
YTD High date	0.24 CAD (2024/04/12)
YTD Low date	0.14 CAD (2024/02/21)
52 Weeks High date	0.25 CAD (2023/07/27)
52 Weeks Low date	0.14 CAD (2024/02/21)

All listings for SCOTTIE RESOURCES CORP

Exchange	Date	Time	Price	Trading volume (mio.)	Number of trades
Tradegate	2024/07/26	22:02	0.111 EUR	0.00	1
TSX Venture Exchange	2024/07/26	21:59	0.16 CAD	0.17	86
Stuttgart	2024/07/26	14:44	0.109 EUR	0.00	4
Munich	2024/07/26	08:02	0.117 EUR	0.00	1
Frankfurt	2024/07/26	08:10	0.109 EUR	0.00	2

	26					
FINRA other OTC Issues	2024/07/ 26	21:08	0.1233	USD	0.01	15
Berlin	2024/07/ 26	20:48	0.111	EUR	0.00	20

Company profile

Company Logo



Company Profile

-

Contact Details

SCOTTIE RESOURCES

--

Telefon: -

Fax: -

E-mail: -