

STANDARD LITHIUM LTD.

ISIN: CA8536061010 WKN: 853606101

Overview

2024/07/26 22:00:00

Price
1.83 CADDifference  -2.14% (-0.04)

General attributes

ISIN	CA8536061010
Symbol	SLI
Exchange	TSX Venture Exchange
Currency	CAD
Sector	Energy / Commodities
Security type	Stock
Market cap (m)	228 EUR
Benchmark	S&P/TSX 60 INDEX

Market data

Bid (Bid size)	1.80 CAD (6,100)
Ask (Ask size)	1.88 CAD (5,000)
Open	1.89 CAD
High	1.89 CAD
Low	1.83 CAD
Close (prev. day)	1.87 CAD
VWAP	1.849253 CAD
Volume (pcs)	27,269
Trading volume	50,427.29
Number of trades	82
Last size	200

Futures and Options






Related Futures	-
Related Options	-

5y



Information about previous performance does not guarantee future performance.
Source: FactSet

Recent research

on sector			
Date		Headline	Download
2024/07/26		Equity Weekly	
2024/07/24		Global Equity Ratings	
2024/07/24		Aktienempfehlungen Global	
2024/07/15		Aktienempfehlungen Global	
2024/07/12		Equity Weekly	

Details

2024/07/26 22:00:00

Price

1.83 CAD

Difference  -2.14% (-0.04)

General attributes

ISIN	CA8536061010
Symbol	SLI
Exchange	TSX Venture Exchange
Currency	CAD
Sector	Energy / Commodities
Security type	Stock
Market cap (m)	228 EUR
Benchmark	S&P/TSX 60 INDEX

Market data

Bid (Bid size)	1.80 CAD (6,100)
Ask (Ask size)	1.88 CAD (5,000)
Open	1.89 CAD
High	1.89 CAD
Low	1.83 CAD
Close (prev. day)	1.87 CAD
VWAP	1.849253 CAD
Volume (pcs)	27,269
Trading volume	50,427.29
Number of trades	82
Last size	200

Performance and Risk

	6m	1y	3y
Perf (%)	+8.28%	-69.19%	-73.67%
Perf (abs.)	+0.14	-4.11	-5.12
Beta	2.02	2.10	2.56
Volatility	77.35	79.25	88.75

5y



Information about previous performance does not guarantee future performance.
Source: FactSet

Price data

Ø price 5 days Ø volume 5 days (pcs.)	1.90 CAD (49,968)
Ø price 30 days Ø volume 30 days (pcs.)	1.79 CAD (61,876)
Ø price 100 days Ø volume 100 days (pcs.)	1.83 CAD (133,098)
Ø price 250 days Ø volume 250 days (pcs.)	2.74 CAD (136,267)
YTD High date	2.84 CAD (2024/01/02)
YTD Low date	1.45 CAD (2024/04/22)
52 Weeks High date	6.18 CAD (2023/08/08)
52 Weeks Low date	1.45 CAD (2024/04/22)

All listings for STANDARD LITHIUM LTD.

Exchange 	Date	Time	Price	Trading volume (mio.)	Number of trades
Tradegate	2024/07/26	22:26	1.238 EUR	0.04	28
TSX Venture Exchange	2024/07/26	22:00	1.83 CAD	0.05	82
Stuttgart	2024/07/26	17:01	1.214 EUR	0.01	10
NYSE MKT	2024/07/26	22:00	1.35 USD	0.66	2,215
Munich	2024/07/26	08:00	1.208 EUR	0.00	2

	26					
London Stock Exchange	2023/10/17	16:13	4.77 CAD	0.00		1
Hamburg	2024/07/26	08:01	1.208 EUR	0.00		1
Frankfurt	2024/07/26	14:07	1.238 EUR	0.01		8
Duesseldorf	2024/07/26	19:31	1.218 EUR	0.00		7
Berlin	2024/07/26	08:08	1.208 EUR	0.00		3

Company profile

Company Logo



Company Profile

-

Contact Details

STANDARD LITHIUM

--

Telefon: -

Fax: -

E-mail: -