

## EMEIS

ISIN: FR001400NLM4

WKN: 18479

## Overview

2024/09/10 22:26:57

Price

7.207 EUR

Difference  -2.42% (-0.18)

## General attributes

ISIN FR001400NLM4

Symbol EMEIS

Exchange Tradegate

Currency EUR

Sector Chemical / Pharmaceutical / Health

Security type Stock

Market cap (m) 1,157 EUR

Benchmark CAC 40 INDEX

## Market data

Bid (Bid size) 7.315 EUR (700)

Ask (Ask size) 7.347 EUR (700)

Open 7.325 EUR

High 7.38 EUR

Low 7.325 EUR

Close (prev. day) 7.386 EUR

VWAP 7.3287 EUR

Volume (pcs) 2,148

Trading volume 15,742.05

Number of trades 5

Last size 21

## Futures and Options

Related Futures -

Related Options -








5y



Information about previous performance does not guarantee future performance.

Source: FactSet

## Recent research

on sector		on market	
Date		Headline	Download
2024/09/11		Global Equity Ratings	
2024/09/11		Aktienempfehlungen Global	
2024/09/09		Aktienempfehlungen Österreich	
2024/09/05		Global Equity Ratings	
2024/09/05		Aktienempfehlungen Global	

## Details

2024/09/10 22:26:57

## Price

7.207 EUR

Difference ▼ -2.42% (-0.18)

## General attributes

ISIN	FR001400NLM4
Symbol	EMEIS
Exchange	Tradegate
Currency	EUR
Sector	Chemical / Pharmaceutical / Health
Security type	Stock
Market cap (m)	1,157 EUR
Benchmark	CAC 40 INDEX

## Market data

Bid (Bid size)	7.315 EUR (700)
Ask (Ask size)	7.347 EUR (700)
Open	7.325 EUR
High	7.38 EUR
Low	7.325 EUR
Close (prev. day)	7.386 EUR
VWAP	7.3287 EUR
Volume (pcs)	2,148
Trading volume	15,742.05
Number of trades	5
Last size	21

## Performance and Risk

	6m	1y	3y
Perf (%)	-39.44%	-91.92%	-99.89%
Perf (abs.)	-4.69	-81.98	-6,666.56
Beta	2.14	2.44	1.25
Volatility	71.04	554.39	329.86

5y



Information about previous performance does not guarantee future performance.  
Source: FactSet

## Price data

Ø price 5 days   Ø volume 5 days (pcs.)	7.695 EUR (664)
Ø price 30 days   Ø volume 30 days (pcs.)	9.145 EUR (594)
Ø price 100 days   Ø volume 100 days (pcs.)	11.686 EUR (891)
Ø price 250 days   Ø volume 250 days (pcs.)	40.066 EUR (948)
YTD High   date	18.873 EUR (2024/01/05)
YTD Low   date	7.207 EUR (2024/09/10)
52 Weeks High   date	1,062.361 EUR (2023/11/15)
52 Weeks Low   date	3.695 EUR (2023/11/13)

## Arbitrage views

Exchange	Date	Time	Price	Trading volume (mio.)	Number of trades
Vienna Stock Exchange	2024/09/11	11:00	7.431 EUR	0.00	2
Tradegate	2024/09/10	22:26	7.207 EUR	0.02	5
Stuttgart	2024/09/11	12:21	7.273 EUR	0.00	5
Munich	2024/09/11	08:01	7.30 EUR	0.00	1
London Stock Exchange	2024/09/11	08:59	7.15 EUR	0.00	1

European Trade Reporting	09/11					
Frankfurt	2024/ 09/11	09:06	7.165	EUR	0.00	1
FINRA other OTC Issues	2024/ 07/22	21:55	14.22	USD	0.01	2
Euronext Paris	2024/ 09/11	12:35	7.325	EUR	0.82	547
Euronext Milan MTF Trading After Hours	-	-	-		0.00	-
Duesseldorf	2024/ 09/11	08:13	7.133	EUR	0.00	1
Berlin	2024/ 09/11	08:01	7.06	EUR	0.00	1

## Company profile

### Company Logo



### Contact Details

EMEIS

--

----

Telefon: -

Fax: -

E-mail: -

### Company Profile

-

#### Members of Management Board

Yves Le Masne Chairman of Managing Board

Jean-Claude Brdenk Member of Executive Committee

#### Board of directors

Guillaume Laurent PÉPY Chairman of Supervisory Board

Audrey Girard Member of Supervisory Board

Frédérique Mozziconacci Member of Supervisory Board

Mireille Faugère Member of Supervisory Board

Méka Brunel Member of Supervisory Board

Pascal Demurger Member of Supervisory Board

Philippe Grangeon Member of Supervisory Board

Sibylle Le Maire Member of Supervisory Board

Stéphane Dedeyan Member of Supervisory Board

Stéphane Dessirier Member of Supervisory Board