

## ARTNET AG

ISIN: DE000A1K0375

WKN: A1K037

## Overview

2022/08/26 09:02:05

Price  
7.48 EURDifference  -1.58% (-0.12)

## General attributes

ISIN	DE000A1K0375
Symbol	ART
Exchange	London Stock Exchange
Currency	EUR
Sector	IT-Technology
Security type	Stock
Market cap (m)	32 EUR
Benchmark	GERMANY DAX

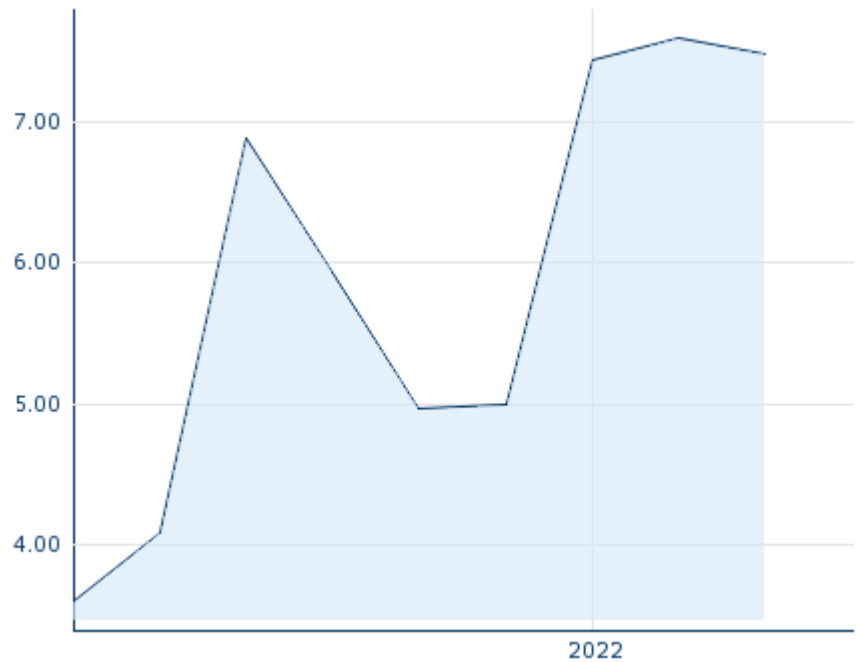
## Market data

Bid (Bid size)	3.50 EUR (10,000)
Ask (Ask size)	3.66 EUR (10,000)
Open	7.48 EUR
High	7.48 EUR
Low	7.48 EUR
Close (prev. day)	7.60 EUR
VWAP	7.48 EUR
Volume (pcs)	1,500
Trading volume	11,220.00
Number of trades	1
Last size	1,500

## Futures and Options

Related Futures	-
Related Options	-

5y



Information about previous performance does not guarantee future performance.  
Source: FactSet

## Recent research

on sector		on market	
Date		Headline	Download
2024/04/26		Equity Weekly	
2024/04/26		Global Equity Ratings	
2024/04/26		Aktienempfehlungen Global	
2024/04/15		Aktienempfehlungen Österreich	
2024/04/03		Global Equity Ratings	

## Details

2022/08/26 09:02:05

Price  
7.48 EURDifference  -1.58% (-0.12)

## General attributes

ISIN	DE000A1K0375
Symbol	ART
Exchange	London Stock Exchange
Currency	EUR
Sector	IT-Technology
Security type	Stock
Market cap (m)	32 EUR
Benchmark	GERMANY DAX

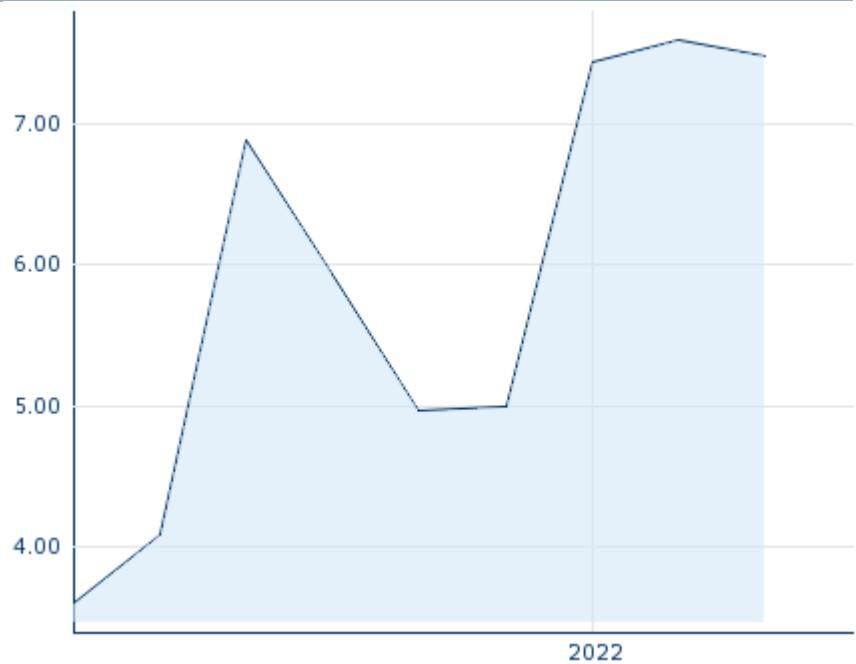
## Market data

Bid (Bid size)	3.50 EUR (10,000)
Ask (Ask size)	3.66 EUR (10,000)
Open	7.48 EUR
High	7.48 EUR
Low	7.48 EUR
Close (prev. day)	7.60 EUR
VWAP	7.48 EUR
Volume (pcs)	1,500
Trading volume	11,220.00
Number of trades	1
Last size	1,500

## Performance and Risk

	6m	1y	3y
Perf (%)	-	-	+108.94%
Perf (abs.)	-	-	+3.90
Beta	0.72	0.56	0.62
Volatility	29.80	29.80	307.67

5y




Information about previous performance does not guarantee future performance.  
Source: FactSet

## Price data

Ø price 5 days   Ø volume 5 days (pcs.)	5.50 EUR (836)
Ø price 30 days   Ø volume 30 days (pcs.)	3.96 EUR (986)
Ø price 100 days   Ø volume 100 days (pcs.)	3.37 EUR (296)
Ø price 250 days   Ø volume 250 days (pcs.)	3.34 EUR (118)
YTD High   date	7.60 EUR (2022/07/13)
YTD Low   date	7.44 EUR (2022/07/12)
52 Weeks High   date	7.60 EUR (2022/07/13)
52 Weeks Low   date	7.44 EUR (2022/07/12)

## Arbitrage views

Exchange 	Date	Time	Price	Trading volume (mio.)	Number of trades
Xetra	2024/04/26	17:36	5.55 EUR	0.00	1
Tradegate	2024/04/26	22:26	5.55 EUR	0.00	1
Stuttgart	2024/04/26	21:45	5.35 EUR	0.00	59
Munich	2024/04/26	08:02	5.50 EUR	0.00	1
London Stock	2022/08/26	09:02	7.48 EUR	0.01	1

Exchange	26					
Frankfurt	2024/04/ 26	08:00	5.25 EUR	0.00		2
FINRA other OTC Issues	2023/06/ 12	18:25	8.85 USD	0.00		1
Duesseldorf	2024/04/ 26	19:31	5.30 EUR	0.00		7
Berlin	2024/04/ 26	21:40	5.55 EUR	0.00		15

## Company profile

### Company Logo



### Contact Details

ARTNET AG

--

Niebuhrstrasse 78 - 10969 Berlin

Telefon: +49-30-20-91-78-0

Fax: +49-30-20-91-78-29

E-mail: [info@artnet.de](mailto:info@artnet.de)

### Company Profile

-

### Members of Management Board

Jacob Pabst	Member of Executive Committee
-------------	-------------------------------

### Board of directors

Pascal Decker	Chairman of Supervisory Board
---------------	-------------------------------

Michaela Diener	Member of Supervisory Board
-----------------	-----------------------------

Hans Neuendorf	Member of Supervisory Board
----------------	-----------------------------