

## GALANE GOLD LTD.

ISIN: CA38047D1069 WKN: -

## Overview

2024/07/26 21:36:51

Price  
0.24 CADDifference  -17.24% (-0.05)

## General attributes

ISIN	CA38047D1069
Symbol	GG
Exchange	TSX Venture Exchange
Currency	CAD
Sector	Energy / Commodities
Security type	Stock
Market cap (m)	11 EUR
Benchmark	S&P/TSX 60 INDEX

## Market data

Bid (Bid size)	0.235 CAD (9,000)
Ask (Ask size)	0.27 CAD (3,000)
Open	0.26 CAD
High	0.26 CAD
Low	0.24 CAD
Close (prev. day)	0.29 CAD
VWAP	0.246707 CAD
Volume (pcs)	20,500
Trading volume	5,057.50
Number of trades	10
Last size	1,500

## Futures and Options







Related Futures	-
Related Options	-

5y



Information about previous performance does not guarantee future performance.  
Source: FactSet

## Recent research

on sector			
Date		Headline	Download
2024/07/26		Equity Weekly	
2024/07/24		Global Equity Ratings	
2024/07/24		Aktienempfehlungen Global	
2024/07/15		Aktienempfehlungen Global	
2024/07/12		Equity Weekly	

## Details

2024/07/26 21:36:51

## Price

0.24 CAD

Difference ▼ -17.24% (-0.05)

## General attributes

ISIN	CA38047D1069
Symbol	GG
Exchange	TSX Venture Exchange
Currency	CAD
Sector	Energy / Commodities
Security type	Stock
Market cap (m)	11 EUR
Benchmark	S&P/TSX 60 INDEX

## Market data

Bid (Bid size)	0.235 CAD (9,000)
Ask (Ask size)	0.27 CAD (3,000)
Open	0.26 CAD
High	0.26 CAD
Low	0.24 CAD
Close (prev. day)	0.29 CAD
VWAP	0.246707 CAD
Volume (pcs)	20,500
Trading volume	5,057.50
Number of trades	10
Last size	1,500

## Performance and Risk

	6m	1y	3y
Perf (%)	+33.33%	+71.43%	+50.00%
Perf (abs.)	+0.06	+0.10	+0.08
Beta	2.22	0.55	2.05
Volatility	118.67	130.01	153.77

5y



Information about previous performance does not guarantee future performance.  
Source: FactSet

## Price data

Ø price 5 days   Ø volume 5 days (pcs.)	0.27 CAD (7,128)
Ø price 30 days   Ø volume 30 days (pcs.)	0.26 CAD (13,846)
Ø price 100 days   Ø volume 100 days (pcs.)	0.25 CAD (17,531)
Ø price 250 days   Ø volume 250 days (pcs.)	0.19 CAD (52,576)
YTD High   date	0.36 CAD (2024/07/10)
YTD Low   date	0.13 CAD (2024/03/04)
52 Weeks High   date	0.36 CAD (2024/07/10)
52 Weeks Low   date	0.09 CAD (2023/10/13)

## All listings for GALANE GOLD LTD.

Exchange	Date	Time	Price	Trading volume (mio.)	Number of trades
TSX Venture Exchange	2024/07/26	21:36	0.24 CAD	0.01	10
Stuttgart	2024/07/26	14:44	0.173 EUR	0.00	4
Munich	2024/07/26	08:00	0.174 EUR	0.00	1
Frankfurt	2024/07/26	08:05	0.174 EUR	0.00	1
FINRA other OTC	2024/07/26	17:36	0.1975 USD	0.00	1



## Company profile

### Company Logo

#### Contact Details

GALANE GOLD LTD.

--

Suite 1800, Bay St. 181 M5J 2T9 Toronto

Telefon: +1 (416) 907-2026

Fax: +1 (416) 644-9361

E-mail: -

### Company Profile

-