

QPR SOFTWARE OYJ

ISIN: **FI0009008668** WKN: **QPR1V**

Overview

2024/09/13 18:00:00

Price
0.586 EURDifference  -0.68% (-0.00)

General attributes

ISIN	FI0009008668
Symbol	QPR1V
Exchange	Nasdaq Helsinki
Currency	EUR
Sector	Software
Security type	Stock
Market cap (m)	11 EUR
Benchmark	OMX HELSINKI 25

Market data

Bid (Bid size)	0.58 EUR (14)
Ask (Ask size)	0.586 EUR (468)
Open	0.59 EUR
High	0.59 EUR
Low	0.566 EUR
Close (prev. day)	0.59 EUR
VWAP	0.5767 EUR
Volume (pcs)	3,114
Trading volume	1,795.84
Number of trades	18
Last size	-

Futures and Options











Related Futures	-
Related Options	-

5y



Information about previous performance does not guarantee future performance.
Source: FactSet

Recent research

on sector		on market	
Date		Headline	Download
2024/09/11		Global Equity Ratings	
2024/09/11		Aktienempfehlungen Global	
2024/09/09		Aktienempfehlungen Österreich	
2024/09/06		Equity Weekly	
2024/09/05		Global Equity Ratings	

Details

2024/09/13 18:00:00

Price

0.586 EUR

Difference ▼ -0.68% (-0.00)

General attributes

ISIN	F10009008668
Symbol	QPR1V
Exchange	Nasdaq Helsinki
Currency	EUR
Sector	Software
Security type	Stock
Market cap (m)	11 EUR
Benchmark	OMX HELSINKI 25

Market data

Bid (Bid size)	0.58 EUR (14)
Ask (Ask size)	0.586 EUR (468)
Open	0.59 EUR
High	0.59 EUR
Low	0.566 EUR
Close (prev. day)	0.59 EUR
VWAP	0.5767 EUR
Volume (pcs)	3,114
Trading volume	1,795.84
Number of trades	18
Last size	-

Performance and Risk

	6m	1y	3y
Perf (%)	+17.20%	+50.26%	-67.81%
Perf (abs.)	+0.09	+0.20	-1.23
Beta	-	-	-
Volatility	55.08	55.89	51.92

5y



Information about previous performance does not guarantee future performance.
Source: FactSet

Price data

Ø price 5 days Ø volume 5 days (pcs.)	0.580 EUR (3,897)
Ø price 30 days Ø volume 30 days (pcs.)	0.564 EUR (8,745)
Ø price 100 days Ø volume 100 days (pcs.)	0.572 EUR (9,114)
Ø price 250 days Ø volume 250 days (pcs.)	0.483 EUR (20,894)
YTD High date	0.750 EUR (2024/04/16)
YTD Low date	0.320 EUR (2024/01/22)
52 Weeks High date	0.750 EUR (2024/04/16)
52 Weeks Low date	0.319 EUR (2023/12/21)

All listings for QPR SOFTWARE OYJ

Exchange	Date	Time	Price	Trading volume (mio.)	Number of trades
Nasdaq Helsinki	2024/09/13	18:00	0.586 EUR	0.00	18
London Stock Exchange	2019/03/29	17:25	1.955 EUR	0.00	2

Company profile

Company Logo



Company Profile

-

Contact Details

QPR SOFTWARE

--

Telefon: -

Fax: -

E-mail: -