



QPR SOFTWARE OYJ

ISIN: **FI0009008668**WKN: **QPR1V**

Overview

2022/10/06 14:22:37

Price
0.56 EUR
Difference  **-1.06% (-0.01)**

General attributes

ISIN	FI0009008668
Symbol	QPR1V
Exchange	Nasdaq Helsinki
Currency	EUR
Sector	Software
Security type	Stock
Market cap (m)	9 EUR
Benchmark	OMX HELSINKI 25

Market data

Bid (Bid size)	0.548 EUR (1,527)
Ask (Ask size)	0.556 EUR (890)
Open	0.57 EUR
High	0.578 EUR
Low	0.55 EUR
Close (prev. day)	0.566 EUR
VWAP	0.550344 EUR
Volume (pcs)	2,382
Trading volume	1,310.92
Number of trades	5
Last size	20

Futures and Options







Related Futures	-
Related Options	-

5y



Information about previous performance does not guarantee future performance.
Source: FactSet

Recent research

on sector		on market	
Date		Headline	Download
2022/10/05		Global Equity Ratings	
2022/10/05		Aktienempfehlungen Global	
2022/09/26		Global Equity Ratings	
2022/09/26		Aktienempfehlungen Global	
2022/09/19		Aktienempfehlungen Österreich	

Details

2022/10/06 14:22:37

Price

0.56 EUR

Difference  -1.06% (-0.01)

General attributes

ISIN	FI0009008668
Symbol	QPR1V
Exchange	Nasdaq Helsinki
Currency	EUR
Sector	Software
Security type	Stock
Market cap (m)	9 EUR
Benchmark	OMX HELSINKI 25

Market data

Bid (Bid size)	0.548 EUR (1,527)
Ask (Ask size)	0.556 EUR (890)
Open	0.57 EUR
High	0.578 EUR
Low	0.55 EUR
Close (prev. day)	0.566 EUR
VWAP	0.550344 EUR
Volume (pcs)	2,382
Trading volume	1,310.92
Number of trades	5
Last size	20

Performance and Risk

	6m	1y	3y
Perf (%)	-54.26%	-69.07%	-74.49%
Perf (abs.)	-0.67	-1.26	-1.65
Beta	0.39	0.52	0.38
Volatility	49.86	52.18	43.38

5y



Information about previous performance does not guarantee future performance.

Source: FactSet

Price data

Ø price 5 days Ø volume 5 days (pcs.)	0.55 EUR (7,932)
Ø price 30 days Ø volume 30 days (pcs.)	0.67 EUR (7,235)
Ø price 100 days Ø volume 100 days (pcs.)	0.84 EUR (6,663)
Ø price 250 days Ø volume 250 days (pcs.)	1.21 EUR (13,667)
YTD High date	1.79 EUR (2022/01/03)
YTD Low date	0.54 EUR (2022/09/29)
52 Weeks High date	1.89 EUR (2021/10/29)
52 Weeks Low date	0.54 EUR (2022/09/29)

Arbitrage views

Exchange 	Date	Time	Price	Trading volume (mio.)	Number of trades
Nasdaq Helsinki	2022/10/06	14:22	0.56 EUR	0.00	5
London Stock Exchange	2019/03/29	17:25	1.955 EUR	0.00	2

Company profile

Company Logo



Company Profile

-

Contact Details

QPR SOFTWARE

--

Telefon: -

Fax: -

E-mail: -