

HEXPOL AB CLASS B

ISIN: SE0007074281 WKN: -

Overview

2024/04/26 21:30:15

Price

11.40 USD

Difference  2.61% (0.29)

General attributes

ISIN SE0007074281

Symbol HPOL B

Exchange FINRA other OTC Issues

Currency USD

Sector Chemical / Pharmaceutical / Health

Security type Stock

Market cap (m) 3,587 EUR

Benchmark OMX STOCKHOLM 30 INDEX

Market data

Bid (Bid size) -

Ask (Ask size) -

Open 11.40 USD

High 11.40 USD

Low 11.40 USD

Close (prev. day) 11.11 USD

VWAP 11.40 USD

Volume (pcs) 277

Trading volume 3,157.80

Number of trades 2

Last size 177

Futures and Options

Related Futures 12

Related Options -

5y













Information about previous performance does not guarantee future performance.

Source: FactSet

Recent research

on sector

Date	Headline	Download
2024/04/26	 Global Equity Ratings	
2024/04/26	 Aktienempfehlungen Global	
2024/04/15	 Aktienempfehlungen Österreich	
2024/04/03	 Global Equity Ratings	
2024/04/03	 Aktienempfehlungen Global	

Details

2024/04/26 21:30:15

Price

11.40 USD

Difference ▲ 2.61% (0.29)

General attributes

ISIN	SE0007074281
Symbol	HPOL B
Exchange	FINRA other OTC Issues
Currency	USD
Sector	Chemical / Pharmaceutical / Health
Security type	Stock
Market cap (m)	3,587 EUR
Benchmark	OMX STOCKHOLM 30 INDEX

Market data

Bid (Bid size)	-
Ask (Ask size)	-
Open	11.40 USD
High	11.40 USD
Low	11.40 USD
Close (prev. day)	11.11 USD
VWAP	11.40 USD
Volume (pcs)	277
Trading volume	3,157.80
Number of trades	2
Last size	177

Performance and Risk

	6m	1y	3y
Perf (%)	+44.30%	-	-8.29%
Perf (abs.)	+3.50	-	-1.03
Beta	1.24	1.16	1.15
Volatility	46.93	40.61	47.19

5y



Information about previous performance does not guarantee future performance.
Source: FactSet

Price data

Ø price 5 days Ø volume 5 days (pcs.)	11.26 USD (190)
Ø price 30 days Ø volume 30 days (pcs.)	12.08 USD (136)
Ø price 100 days Ø volume 100 days (pcs.)	11.67 USD (170)
Ø price 250 days Ø volume 250 days (pcs.)	10.54 USD (163)
YTD High date	12.94 USD (2024/04/09)
YTD Low date	10.65 USD (2024/01/19)
52 Weeks High date	12.94 USD (2024/04/09)
52 Weeks Low date	7.90 USD (2023/10/26)

Arbitrage views

Exchange	Date	Time	Price	Trading volume (mio.)	Number of trades
Tradegate	2024/04/26	22:26	10.88 EUR	0.00	2
Stuttgart	2024/04/26	11:10	11.10 EUR	0.00	5
Nasdaq Stockholm	2024/04/26	17:29	127.30 SEK	78.87	1,979
Munich	2024/04/26	08:11	11.25 EUR	0.00	2
London Stock Exchange	2024/	17:25	127.85 SEK	0.00	2

European Trade Reporting	04/26					
Frankfurt	2024/ 04/26	17:15	10.81 EUR	0.00		5
FINRA other OTC Issues	2024/ 04/26	21:30	11.40 USD	0.00		2
Duesseldorf	2024/ 04/26	19:30	10.73 EUR	0.00		3
Berlin	2024/ 04/26	21:43	10.89 EUR	0.00		18

Company profile

Company Logo



Contact Details

HEXPOL AB

--

Skeppsbron 3 221 20 Malmö

Telefon: +46-40-254660

Fax: +46-40-254689

E-mail: info@hexpol.com

Company Profile

-

Members of Management Board

Georg Brunstam Chairman of Managing Board

Carsten Rüter Member of Executive Committee

Jan Wikström Member of Executive Committee

Ken Bloom Member of Executive Committee

Magnus Berglund Member of Executive Committee

Peter Rosén Member of Executive Committee

Ralph Wolkener Member of Executive Committee

Board of directors

Alf Göran Göransson Chairman of Supervisory Board

Ann Kerstin Birgitta Lindell Member of Supervisory Board

Jan-Anders Edvin Månsson Member of Supervisory Board

Eva Christina Malin Persson Member of Supervisory Board

Henrik Elmin Member of Supervisory Board

Märta I K Schörling Andreen Member of Supervisory Board

Nils Johan Einar Andersson Member of Supervisory Board