

## SILVANO FASHION GROUP AS

ISIN: **EE3100001751** WKN: -

## Overview

2024/09/13 15:30:00

Price  
0.974 EURDifference  -0.61% (-0.01)

## General attributes

ISIN	EE3100001751
Symbol	SFG1T
Exchange	OMX Baltic Market Tallinn
Currency	EUR
Sector	Consumer Products
Security type	Stock
Market cap (m)	35 EUR
Benchmark	MSCI WORLD INDEX (STRD, UHD)

## Market data

Bid (Bid size)	0.964 EUR (100)
Ask (Ask size)	0.974 EUR (590)
Open	0.974 EUR
High	0.978 EUR
Low	0.96 EUR
Close (prev. day)	0.98 EUR
VWAP	0.965 EUR
Volume (pcs)	19,423
Trading volume	18,743.38
Number of trades	38
Last size	-

## Futures and Options








Related Futures	-
Related Options	-

5y



Information about previous performance does not guarantee future performance.  
Source: FactSet

## Recent research

on sector			
Date		Headline	Download
2024/09/11		Global Equity Ratings	
2024/09/11		Aktienempfehlungen Global	
2024/09/09		Aktienempfehlungen Österreich	
2024/09/05		Global Equity Ratings	
2024/09/05		Aktienempfehlungen Global	

## Details

2024/09/13 15:30:00

## Price

0.974 EUR

Difference ▼ -0.61% (-0.01)

## General attributes

ISIN	EE3100001751
Symbol	SFG1T
Exchange	OMX Baltic Market Tallinn
Currency	EUR
Sector	Consumer Products
Security type	Stock
Market cap (m)	35 EUR
Benchmark	MSCI WORLD INDEX (STRD, UHD)

## Market data

Bid (Bid size)	0.964 EUR (100)
Ask (Ask size)	0.974 EUR (590)
Open	0.974 EUR
High	0.978 EUR
Low	0.96 EUR
Close (prev. day)	0.98 EUR
VWAP	0.965 EUR
Volume (pcs)	19,423
Trading volume	18,743.38
Number of trades	38
Last size	-

## Performance and Risk

	6m	1y	3y
Perf (%)	-11.93%	-12.88%	-50.15%
Perf (abs.)	-0.13	-0.14	-0.98
Beta	-	-	-
Volatility	17.14	22.13	39.24

5y



Information about previous performance does not guarantee future performance.  
Source: FactSet

## Price data

Ø price 5 days   Ø volume 5 days (pcs.)	0.976 EUR (8,285)
Ø price 30 days   Ø volume 30 days (pcs.)	0.989 EUR (18,112)
Ø price 100 days   Ø volume 100 days (pcs.)	1.048 EUR (13,226)
Ø price 250 days   Ø volume 250 days (pcs.)	1.084 EUR (10,439)
YTD High   date	1.188 EUR (2024/01/03)
YTD Low   date	0.952 EUR (2024/08/26)
52 Weeks High   date	1.188 EUR (2024/01/03)
52 Weeks Low   date	0.952 EUR (2024/08/26)

## All listings for SILVANO FASHION GROUP AS

Exchange	Date	Time	Price	Trading volume (mio.)	Number of trades
Stuttgart	2022/12/20	10:30	0.9892 EUR	0.00	5
OMX Baltic Market Tallinn	2024/09/13	15:30	0.974 EUR	0.02	38
London Stock Exchange	2018/05/22	17:35	2.83 EUR	0.00	1

## Company profile

### Company Logo

#### Contact Details

SILVANO FASHION GROUP AS

--

Tulika 15/17 - 10613 Tallinn

Telefon: +372-6-845-000

Fax: +372-6-845-300

E-mail: [info@silvanofashion.com](mailto:info@silvanofashion.com)

### Company Profile

-

#### Members of Management Board

Jarek Säreava	Member of Executive Committee
---------------	-------------------------------

#### Board of directors

Toomas Tool	Chairman of Supervisory Board
-------------	-------------------------------

Mari Tool	Member of Supervisory Board
-----------	-----------------------------

Risto Mägi	Member of Supervisory Board
------------	-----------------------------

Stephan-David Balkin	Member of Supervisory Board
----------------------	-----------------------------

Triin Nellis	Member of Supervisory Board
--------------	-----------------------------