

## SILVANO FASHION GROUP AS

ISIN: **EE3100001751** WKN: -

## Overview

2024/07/26 15:30:00

Price

1.055 EUR

Difference  -0.47% (-0.01)

## General attributes

ISIN	EE3100001751
Symbol	SFG1T
Exchange	OMX Baltic Market Tallinn
Currency	EUR
Sector	Consumer Products
Security type	Stock
Market cap (m)	38 EUR
Benchmark	MSCI WORLD INDEX (STRD, UHD)

## Market data

Bid (Bid size)	1.055 EUR (4,903)
Ask (Ask size)	1.06 EUR (5,508)
Open	1.06 EUR
High	1.06 EUR
Low	1.055 EUR
Close (prev. day)	1.06 EUR
VWAP	1.0557 EUR
Volume (pcs)	6,523
Trading volume	6,886.38
Number of trades	14
Last size	-

## Futures and Options











Related Futures	-
Related Options	-

5y



Information about previous performance does not guarantee future performance.  
Source: FactSet

## Recent research

on sector			
Date		Headline	Download
2024/07/26		Equity Weekly	
2024/07/24		Global Equity Ratings	
2024/07/24		Aktienempfehlungen Global	
2024/07/15		Aktienempfehlungen Global	
2024/07/12		Equity Weekly	

## Details

2024/07/26 15:30:00

## Price

1.055 EUR

Difference ▼ -0.47% (-0.01)

## General attributes

ISIN	EE3100001751
Symbol	SFG1T
Exchange	OMX Baltic Market Tallinn
Currency	EUR
Sector	Consumer Products
Security type	Stock
Market cap (m)	38 EUR
Benchmark	MSCI WORLD INDEX (STRD, UHD)

## Market data

Bid (Bid size)	1.055 EUR (4,903)
Ask (Ask size)	1.06 EUR (5,508)
Open	1.06 EUR
High	1.06 EUR
Low	1.055 EUR
Close (prev. day)	1.06 EUR
VWAP	1.0557 EUR
Volume (pcs)	6,523
Trading volume	6,886.38
Number of trades	14
Last size	-

## Performance and Risk

	6m	1y	3y
Perf (%)	-7.78%	-8.26%	-35.87%
Perf (abs.)	-0.09	-0.10	-0.59
Beta	-0.07	0.00	0.42
Volatility	13.63	21.24	39.49

5y



Information about previous performance does not guarantee future performance.  
Source: FactSet

## Price data

Ø price 5 days   Ø volume 5 days (pcs.)	1.058 EUR (6,784)
Ø price 30 days   Ø volume 30 days (pcs.)	1.062 EUR (7,775)
Ø price 100 days   Ø volume 100 days (pcs.)	1.083 EUR (10,054)
Ø price 250 days   Ø volume 250 days (pcs.)	1.103 EUR (9,184)
YTD High   date	1.188 EUR (2024/01/03)
YTD Low   date	1.050 EUR (2024/07/01)
52 Weeks High   date	1.188 EUR (2024/01/03)
52 Weeks Low   date	0.990 EUR (2023/11/02)

## All listings for SILVANO FASHION GROUP AS

Exchange	Date	Time	Price	Trading volume (mio.)	Number of trades
Stuttgart	2022/12/20	10:30	0.9892 EUR	0.00	5
OMX Baltic Market Tallinn	2024/07/26	15:30	1.055 EUR	0.01	14
London Stock Exchange	2018/05/22	17:35	2.83 EUR	0.00	1

## Company profile

### Company Logo

#### Contact Details

SILVANO FASHION GROUP AS

--

Tulika 15/17 - 10613 Tallinn

Telefon: +372-6-845-000

Fax: +372-6-845-300

E-mail: [info@silvanofashion.com](mailto:info@silvanofashion.com)

### Company Profile

-

#### Members of Management Board

Jarek Säreava	Member of Executive Committee
---------------	-------------------------------

#### Board of directors

Toomas Tool	Chairman of Supervisory Board
-------------	-------------------------------

Mari Tool	Member of Supervisory Board
-----------	-----------------------------

Risto Mägi	Member of Supervisory Board
------------	-----------------------------

Stephan-David Balkin	Member of Supervisory Board
----------------------	-----------------------------

Triin Nellis	Member of Supervisory Board
--------------	-----------------------------