

TKM GRUPP AS

ISIN: EE0000001105

WKN: -

Overview

2024/04/26 14:59:43

Price
9.72 EURDifference  -0.31% (-0.03)

General attributes

ISIN	EE0000001105
Symbol	TKM1T
Exchange	OMX Baltic Market Tallinn
Currency	EUR
Sector	Commerce
Security type	Stock
Market cap (m)	396 EUR
Benchmark	MSCI WORLD INDEX (STRD, UHD)

Market data

Bid (Bid size)	9.72 EUR (500)
Ask (Ask size)	9.73 EUR (192)
Open	9.75 EUR
High	9.75 EUR
Low	9.70 EUR
Close (prev. day)	9.75 EUR
VWAP	9.732912 EUR
Volume (pcs)	4,489
Trading volume	43,691.04
Number of trades	200
Last size	250

Futures and Options










Related Futures	-
Related Options	-

5y



Information about previous performance does not guarantee future performance.
Source: FactSet

Recent research

on sector	Date	Headline	Download
	2024/04/26	 Global Equity Ratings	
	2024/04/26	 Aktienempfehlungen Global	
	2024/04/03	 Global Equity Ratings	
	2024/04/03	 Aktienempfehlungen Global	
	2024/03/13	 Global Equity Ratings	

Details

2024/04/26 14:59:43

Price

9.72 EUR

Difference 📉 -0.31% (-0.03)

General attributes

ISIN	EE0000001105
Symbol	TKM1T
Exchange	OMX Baltic Market Tallinn
Currency	EUR
Sector	Commerce
Security type	Stock
Market cap (m)	396 EUR
Benchmark	MSCI WORLD INDEX (STRD, UHD)

Market data

Bid (Bid size)	9.72 EUR (500)
Ask (Ask size)	9.73 EUR (192)
Open	9.75 EUR
High	9.75 EUR
Low	9.70 EUR
Close (prev. day)	9.75 EUR
VWAP	9.732912 EUR
Volume (pcs)	4,489
Trading volume	43,691.04
Number of trades	200
Last size	250

Performance and Risk

	6m	1y	3y
Perf (%)	-1.62%	-1.32%	+2.64%
Perf (abs.)	-0.16	-0.13	+0.25
Beta	0.04	0.06	0.14
Volatility	11.83	9.53	13.59

5y



Information about previous performance does not guarantee future performance.
Source: FactSet

Price data

Ø price 5 days Ø volume 5 days (pcs.)	9.74 EUR (5,718)
Ø price 30 days Ø volume 30 days (pcs.)	10.11 EUR (12,868)
Ø price 100 days Ø volume 100 days (pcs.)	10.13 EUR (12,892)
Ø price 250 days Ø volume 250 days (pcs.)	9.96 EUR (10,258)
YTD High date	10.72 EUR (2024/03/22)
YTD Low date	9.70 EUR (2024/04/23)
52 Weeks High date	10.72 EUR (2024/03/22)
52 Weeks Low date	9.52 EUR (2023/09/22)

Arbitrage views

Exchange 📍	Date	Time	Price	Trading volume (mio.)	Number of trades
Stuttgart	2024/04/26	08:11	10.00 EUR	0.00	1
OMX Baltic Market Tallinn	2024/04/26	14:59	9.72 EUR	0.04	200
London Stock Exchange	2018/05/22	17:35	9.16 EUR	0.00	1
Frankfurt	2024/04/26	16:06	9.96 EUR	0.00	1

Company profile

Company Logo



Contact Details

TKM GRUPP AS

--

Kaubamaja 1 - 10143 Tallinn

Telefon: +372-6-667-3300

Fax: +

E-mail: tkmgroup@kaubamaja.ee

Company Profile

-

Members of Management Board

Raul Puusepp	Member of Executive Committee
--------------	-------------------------------

Board of directors

Jüri Kõo	Chairman of Supervisory Board
----------	-------------------------------

Enn Kunila	Member of Supervisory Board
------------	-----------------------------

Gunnar Kraft	Member of Supervisory Board
--------------	-----------------------------

Kristo Anton	Member of Supervisory Board
--------------	-----------------------------

Meelis Milder	Member of Supervisory Board
---------------	-----------------------------