

HELLENIC EXCH.-ATHENS STOCK E.

ISIN: **GRS395363005** WKN: -

Overview

2024/09/16 16:10:17

Price
4.47 EURDifference  -0.78% (-0.04)

General attributes

ISIN	GRS395363005
Symbol	EXAE
Exchange	Athens Stock Exchange
Currency	EUR
Sector	Financial
Security type	Stock
Market cap (m)	270 EUR
Benchmark	GREECE

Market data

Bid (Bid size)	4.47 EUR (511)
Ask (Ask size)	- EUR (1,000)
Open	4.52 EUR
High	4.55 EUR
Low	4.47 EUR
Close (prev. day)	4.505 EUR
VWAP	4.502792 EUR
Volume (pcs)	17,670
Trading volume	79,564.34
Number of trades	104
Last size	-

Futures and Options






Related Futures	-
Related Options	-

5y



Information about previous performance does not guarantee future performance.
Source: FactSet

Recent research

on sector		on market	
Date		Headline	Download
2024/09/11		Global Equity Ratings	
2024/09/11		Aktienempfehlungen Global	
2024/09/09		Aktienempfehlungen Österreich	
2024/09/06		Equity Weekly	
2024/09/05		Global Equity Ratings	

Details

2024/09/16 16:10:17

Price

4.47 EUR

Difference ▼ -0.78% (-0.04)

General attributes

ISIN	GRS395363005
Symbol	EXAE
Exchange	Athens Stock Exchange
Currency	EUR
Sector	Financial
Security type	Stock
Market cap (m)	270 EUR
Benchmark	GREECE

Market data

Bid (Bid size)	4.47 EUR (511)
Ask (Ask size)	- EUR (1,000)
Open	4.52 EUR
High	4.55 EUR
Low	4.47 EUR
Close (prev. day)	4.505 EUR
VWAP	4.502792 EUR
Volume (pcs)	17,670
Trading volume	79,564.34
Number of trades	104
Last size	-

Performance and Risk

	6m	1y	3y
Perf (%)	-15.50%	-8.59%	+19.68%
Perf (abs.)	-0.82	-0.42	+0.74
Beta	-	-	-
Volatility	26.78	26.80	29.19

5y



Information about previous performance does not guarantee future performance.
Source: FactSet

Price data

Ø price 5 days Ø volume 5 days (pcs.)	4.49 EUR (45,597)
Ø price 30 days Ø volume 30 days (pcs.)	4.55 EUR (56,639)
Ø price 100 days Ø volume 100 days (pcs.)	4.85 EUR (70,813)
Ø price 250 days Ø volume 250 days (pcs.)	5.05 EUR (104,227)
YTD High date	5.92 EUR (2024/02/12)
YTD Low date	4.27 EUR (2024/08/05)
52 Weeks High date	5.92 EUR (2024/02/12)
52 Weeks Low date	4.27 EUR (2024/08/05)

All listings for HELLENIC EXCH.-ATHENS STOCK E.

Exchange	Date	Time	Price	Trading volume (mio.)	Number of trades
Stuttgart	2024/09/16	21:30	4.31 EUR	0.00	4
Munich	2024/09/16	18:12	4.395 EUR	0.00	2
London Stock Exchange	2023/06/15	17:42	4.91 EUR	0.00	2
Frankfurt	2024/09/16	15:29	4.165 EUR	0.00	5
FINRA other OTC	2024/08/	15:35	5.00 USD	0.00	2

Issues	30					
Duesseldorf	2024/09/ 16	08:11	4.315 EUR	0.00		3
Berlin	2024/09/ 16	21:35	4.47 EUR	0.00		12
Athens Stock Exchange	2024/09/ 16	16:10	4.47 EUR	0.08		104

Company profile

Company Logo



Company Profile

-

Contact Details

HELLENIC EXC HDG

--

Pesmatzoglou 1 4th and 5th floor - 105 59
Athens

Telefon: 30 210 372 8800

Fax: 30 210 372 8888

E-mail: -