

INTRALOT SA - INTEGRATED LOTTERY SYSTEMS & SERVICES

ISIN: **GRS343313003** WKN: -

Overview

2024/08/09 16:16:43

Price

1.102 EUR

Difference  -1.96% (-0.02)

General attributes

ISIN GRS343313003

Symbol INLOT

Exchange Athens Stock Exchange

Currency EUR

Sector Media / Entertainment / Recreation

Security type Stock

Market cap (m) 666 EUR

Benchmark GREECE

Market data

Bid (Bid size) 1.102 EUR (81,487)

Ask (Ask size) - EUR (2,124)

Open 1.116 EUR

High 1.148 EUR

Low 1.10 EUR

Close (prev. day) 1.124 EUR

VWAP 1.119638 EUR

Volume (pcs) 1,353,820

Trading volume 1,515,788.15

Number of trades 602

Last size 5,000

Futures and Options

Related Futures -

Related Options -






5y



Information about previous performance does not guarantee future performance.

Source: FactSet

Recent research

on sector		on market	
Date		Headline	Download
2024/08/09		Equity Weekly	
2024/07/29		Aktienempfehlungen Österreich	
2024/07/24		Global Equity Ratings	
2024/07/24		Aktienempfehlungen Global	
2024/07/15		Aktienempfehlungen Global	

Details

2024/08/09 16:16:43

Price

1.102 EUR

Difference 📉 -1.96% (-0.02)

General attributes

ISIN	GRS343313003
Symbol	INLOT
Exchange	Athens Stock Exchange
Currency	EUR
Sector	Media / Entertainment / Recreation
Security type	Stock
Market cap (m)	666 EUR
Benchmark	GREECE

Market data

Bid (Bid size)	1.102 EUR (81,487)
Ask (Ask size)	- EUR (2,124)
Open	1.116 EUR
High	1.148 EUR
Low	1.10 EUR
Close (prev. day)	1.124 EUR
VWAP	1.119638 EUR
Volume (pcs)	1,353,820
Trading volume	1,515,788.15
Number of trades	602
Last size	5,000

Performance and Risk

	6m	1y	3y
Perf (%)	-11.13%	+72.19%	+156.28%
Perf (abs.)	-0.14	+0.46	+0.67
Beta	1.01	0.68	0.94
Volatility	31.01	40.78	51.25

5y



Information about previous performance does not guarantee future performance.
Source: FactSet

Price data

Ø price 5 days Ø volume 5 days (pcs.)	1.114 EUR (1,434,295)
Ø price 30 days Ø volume 30 days (pcs.)	1.218 EUR (1,130,656)
Ø price 100 days Ø volume 100 days (pcs.)	1.161 EUR (889,520)
Ø price 250 days Ø volume 250 days (pcs.)	1.007 EUR (1,072,012)
YTD High date	1.294 EUR (2024/07/12)
YTD Low date	1.014 EUR (2024/04/16)
52 Weeks High date	1.294 EUR (2024/07/12)
52 Weeks Low date	0.610 EUR (2023/10/11)

All listings for INTRALOT SA - INTEGRATED LOTTERY SYSTEMS & SERVICES

Exchange	Date	Time	Price	Trading volume (mio.)	Number of trades
Stuttgart	2024/08/09	08:08	1.00 EUR	0.00	1
Munich	2024/08/09	08:11	1.098 EUR	0.00	1
London Stock Exchange	2023/06/15	17:42	0.66 EUR	0.01	2
Frankfurt	2024/08/09	08:22	1.106 EUR	0.00	1
FINRA other OTC	2023/10/	18:59	0.49 USD	0.00	1

Issues	19						
Berlin	2024/08/09	21:35	1.102	EUR	0.00		11
Athens Stock Exchange	2024/08/09	16:16	1.102	EUR	1.52		602

Company profile

Company Logo



Company Profile

-

Contact Details

INTRALOT

--

Telefon: -

Fax: -

E-mail: -