

HELLENIQ ENERGY HOLDINGS SA

ISIN: **GRS298343005** WKN: -

Overview

2024/07/26 16:17:48

Price

7.335 EUR

Difference  -0.88% (-0.07)

General attributes

ISIN	GRS298343005
Symbol	ELPE
Exchange	Athens Stock Exchange
Currency	EUR
Sector	Utilities
Security type	Stock
Market cap (m)	2,242 EUR
Benchmark	GREECE

Market data

Bid (Bid size)	- (874)
Ask (Ask size)	7.335 (7,613)
Open	7.40 EUR
High	7.55 EUR
Low	7.30 EUR
Close (prev. day)	7.40 EUR
VWAP	7.372421 EUR
Volume (pcs)	296,869
Trading volume	2,188,643.19
Number of trades	1,024
Last size	923

Futures and Options











Related Futures	-
Related Options	-

5y



Information about previous performance does not guarantee future performance.
Source: FactSet

Recent research

on sector		on market	
Date		Headline	Download
2024/07/26		Equity Weekly	
2024/07/24		Global Equity Ratings	
2024/07/24		Aktienempfehlungen Global	
2024/07/15		Aktienempfehlungen Global	
2024/07/12		Global Equity Ratings	

Details

2024/07/26 16:17:48

Price

7.335 EUR

Difference ▼ -0.88% (-0.07)

General attributes

ISIN	GRS298343005
Symbol	ELPE
Exchange	Athens Stock Exchange
Currency	EUR
Sector	Utilities
Security type	Stock
Market cap (m)	2,242 EUR
Benchmark	GREECE

Market data

Bid (Bid size)	- (874)
Ask (Ask size)	7.335 (7,613)
Open	7.40 EUR
High	7.55 EUR
Low	7.30 EUR
Close (prev. day)	7.40 EUR
VWAP	7.372421 EUR
Volume (pcs)	296,869
Trading volume	2,188,643.19
Number of trades	1,024
Last size	923

Performance and Risk

	6m	1y	3y
Perf (%)	+0.07%	-7.15%	+28.68%
Perf (abs.)	+0.01	-0.57	+1.64
Beta	0.82	0.79	0.82
Volatility	24.21	24.78	26.99

5y



Information about previous performance does not guarantee future performance.
Source: FactSet

Price data

Ø price 5 days Ø volume 5 days (pcs.)	7.467 EUR (208,506)
Ø price 30 days Ø volume 30 days (pcs.)	7.787 EUR (313,030)
Ø price 100 days Ø volume 100 days (pcs.)	8.161 EUR (311,093)
Ø price 250 days Ø volume 250 days (pcs.)	7.778 EUR (452,567)
YTD High date	8.810 EUR (2024/05/15)
YTD Low date	7.030 EUR (2024/01/17)
52 Weeks High date	8.810 EUR (2024/05/15)
52 Weeks Low date	6.550 EUR (2023/10/09)

All listings for HELLENIQ ENERGY HOLDINGS SA

Exchange	Date	Time	Price	Trading volume (mio.)	Number of trades
Tradegate	2024/07/26	22:26	7.325 EUR	0.01	3
Stuttgart	2024/07/26	08:17	7.355 EUR	0.00	3
Munich	2024/07/26	08:19	7.435 EUR	0.00	1
London Stock Exchange	2020/11/20	13:57	5.19 EUR	0.26	1
Frankfurt	2024/07/26	08:24	7.33 EUR	0.00	2

	26					
FINRA other OTC Issues	2024/07/10	17:21	8.51 USD	0.00		1
Duesseldorf	2024/07/26	08:11	7.365 EUR	0.00		3
Berlin	2024/07/26	21:35	7.32 EUR	0.00		10
Athens Stock Exchange	2024/07/26	16:17	7.335 EUR	2.19		1,024

Company profile

Company Logo



Company Profile

-

Contact Details

HELLENIQ ENERGY

--

Telefon: -

Fax: -

E-mail: -