

HELLENIQ ENERGY HOLDINGS SA

ISIN: **GRS298343005** WKN: -

Overview

2024/07/12 16:14:21

Price
7.665 EURDifference  -0.84% (-0.07)

General attributes

ISIN	GRS298343005
Symbol	ELPE
Exchange	Athens Stock Exchange
Currency	EUR
Sector	Utilities
Security type	Stock
Market cap (m)	2,343 EUR
Benchmark	GREECE

Market data

Bid (Bid size)	7.665 EUR (1,987)
Ask (Ask size)	- EUR (16)
Open	7.73 EUR
High	7.79 EUR
Low	7.665 EUR
Close (prev. day)	7.73 EUR
VWAP	7.717584 EUR
Volume (pcs)	151,645
Trading volume	1,170,333.08
Number of trades	733
Last size	1,700

Futures and Options




Related Futures	-
Related Options	-

5y



Information about previous performance does not guarantee future performance.
Source: FactSet

Recent research

on sector		on market	
Date		Headline	Download
2024/07/12		Global Equity Ratings	
2024/07/12		Aktienempfehlungen Global	
2024/07/09		Aktienempfehlungen Österreich	
2024/06/24		Aktienempfehlungen Österreich	
2024/06/21		Global Equity Ratings	

Details

2024/07/12 16:14:21

Price

7.665 EUR

Difference ▼ -0.84% (-0.07)

General attributes

ISIN	GRS298343005
Symbol	ELPE
Exchange	Athens Stock Exchange
Currency	EUR
Sector	Utilities
Security type	Stock
Market cap (m)	2,343 EUR
Benchmark	GREECE

Market data

Bid (Bid size)	7.665 EUR (1,987)
Ask (Ask size)	- EUR (16)
Open	7.73 EUR
High	7.79 EUR
Low	7.665 EUR
Close (prev. day)	7.73 EUR
VWAP	7.717584 EUR
Volume (pcs)	151,645
Trading volume	1,170,333.08
Number of trades	733
Last size	1,700

Performance and Risk

	6m	1y	3y
Perf (%)	+6.75%	-2.11%	+31.70%
Perf (abs.)	+0.49	-0.17	+1.85
Beta	0.78	0.77	0.82
Volatility	24.05	24.63	27.09

5y



Information about previous performance does not guarantee future performance.

Source: FactSet

Price data

Ø price 5 days Ø volume 5 days (pcs.)	7.945 EUR (439,284)
Ø price 30 days Ø volume 30 days (pcs.)	8.095 EUR (331,594)
Ø price 100 days Ø volume 100 days (pcs.)	8.213 EUR (335,308)
Ø price 250 days Ø volume 250 days (pcs.)	7.794 EUR (445,894)
YTD High date	8.810 EUR (2024/05/15)
YTD Low date	7.030 EUR (2024/01/17)
52 Weeks High date	8.810 EUR (2024/05/15)
52 Weeks Low date	6.550 EUR (2023/10/09)

All listings for HELLENIQ ENERGY HOLDINGS SA

Exchange	Date	Time	Price	Trading volume (mio.)	Number of trades
Tradegate	2024/07/12	15:59	7.70 EUR	0.00	1
Stuttgart	2024/07/12	14:26	7.655 EUR	0.00	7
Munich	2024/07/12	08:03	7.745 EUR	0.00	1
London Stock Exchange	2020/11/20	13:57	5.19 EUR	0.26	1
Frankfurt	2024/07/12	08:44	7.655 EUR	0.00	1

	12						
FINRA other OTC Issues	2024/07/10	17:21	8.51 USD	0.00		1	
Duesseldorf	2024/07/12	08:11	7.665 EUR	0.00		1	
Berlin	2024/07/12	17:45	7.705 EUR	0.00		8	
Athens Stock Exchange	2024/07/12	16:14	7.665 EUR	1.17		733	

Company profile

Company Logo



Company Profile

-

Contact Details

HELLENIQ ENERGY

--

Telefon: -

Fax: -

E-mail: -