

HELLENIQ ENERGY HOLDINGS SA

ISIN: **GRS298343005** WKN: -

Overview

2024/08/09 08:22:38

Price

6.935 EUR

Difference  -1.21% (-0.09)

General attributes

ISIN	GRS298343005
Symbol	ELPE
Exchange	Frankfurt
Currency	EUR
Sector	Utilities
Security type	Stock
Market cap (m)	2,158 EUR
Benchmark	GREECE

Market data

Bid (Bid size)	-
Ask (Ask size)	-
Open	6.935 EUR
High	6.935 EUR
Low	6.935 EUR
Close (prev. day)	7.02 EUR
VWAP	7.09 EUR
Volume (pcs)	0
Trading volume	0.00
Number of trades	2
Last size	0

Futures and Options






Related Futures	-
Related Options	-

5y



Information about previous performance does not guarantee future performance.
Source: FactSet

Recent research

on sector		on market	
Date		Headline	Download
2024/07/29		Aktienempfehlungen Österreich	
2024/07/26		Equity Weekly	
2024/07/24		Global Equity Ratings	
2024/07/24		Aktienempfehlungen Global	
2024/07/15		Aktienempfehlungen Global	

Details

2024/08/09 08:22:38

Price

6.935 EUR

Difference ▼ -1.21% (-0.09)

General attributes

ISIN	GRS298343005
Symbol	ELPE
Exchange	Frankfurt
Currency	EUR
Sector	Utilities
Security type	Stock
Market cap (m)	2,158 EUR
Benchmark	GREECE

Market data

Bid (Bid size)	-
Ask (Ask size)	-
Open	6.935 EUR
High	6.935 EUR
Low	6.935 EUR
Close (prev. day)	7.02 EUR
VWAP	7.09 EUR
Volume (pcs)	0
Trading volume	0.00
Number of trades	2
Last size	0

Performance and Risk

	6m	1y	3y
Perf (%)	-8.99%	-15.22%	+23.40%
Perf (abs.)	-0.69	-1.25	+1.32
Beta	0.85	0.83	0.82
Volatility	25.05	27.29	27.10

5y



Information about previous performance does not guarantee future performance.
Source: FactSet

Price data

Ø price 5 days Ø volume 5 days (pcs.)	7.065 EUR (507)
Ø price 30 days Ø volume 30 days (pcs.)	7.493 EUR (169)
Ø price 100 days Ø volume 100 days (pcs.)	8.015 EUR (147)
Ø price 250 days Ø volume 250 days (pcs.)	7.690 EUR (117)
YTD High date	8.760 EUR (2024/05/14)
YTD Low date	6.845 EUR (2024/08/07)
52 Weeks High date	8.760 EUR (2024/05/14)
52 Weeks Low date	6.570 EUR (2023/10/09)

All listings for HELLENIQ ENERGY HOLDINGS SA

Exchange	Date	Time	Price	Trading volume (mio.)	Number of trades
Tradegate	2024/08/09	22:02	7.045 EUR	0.00	1
Stuttgart	2024/08/09	15:32	6.93 EUR	0.00	9
Munich	2024/08/09	08:11	7.09 EUR	0.00	2
London Stock Exchange	2020/11/20	13:57	5.19 EUR	0.26	1
Frankfurt	2024/08/09	08:22	6.935 EUR	0.00	2

	09					
FINRA other OTC Issues	2024/08/05	20:41	7.4637 USD	0.00		3
Duesseldorf	2024/08/09	08:11	6.955 EUR	0.00		2
Berlin	2024/08/09	21:35	7.04 EUR	0.00		12
Athens Stock Exchange	2024/08/09	16:17	7.06 EUR	0.67		511

Company profile

Company Logo



Company Profile

-

Contact Details

HELLENIQ ENERGY

--

Telefon: -

Fax: -

E-mail: -