

K+S AG

ISIN: DE000KSAG888

WKN: KSAG88

Overview

2024/06/21 08:16:03

Price
12.245 EURDifference  -0.08% (-0.01)

General attributes

| | |
|----------------|----------------------|
| ISIN | DE000KSAG888 |
| Symbol | SDF |
| Exchange | Hanover |
| Currency | EUR |
| Sector | Energy / Commodities |
| Security type | Stock |
| Market cap (m) | 2,207 EUR |
| Benchmark | GERMANY DAX |

Market data

| | |
|-------------------|-------------------|
| Bid (Bid size) | 12.38 EUR (1,246) |
| Ask (Ask size) | 12.40 EUR (1,019) |
| Open | 12.245 EUR |
| High | 12.245 EUR |
| Low | 12.245 EUR |
| Close (prev. day) | 12.255 EUR |
| VWAP | - |
| Volume (pcs) | 0 |
| Trading volume | 0.00 |
| Number of trades | 1 |
| Last size | 0 |

Futures and Options

| | |
|-----------------|----|
| Related Futures | 38 |
| Related Options | - |

5y













Information about previous performance does not guarantee future performance.
Source: FactSet

Erste Group related products on underlying

| Product type | # products |
|--------------|------------|
| Turbos | 52 |

Recent research

| on sector | | on market | |
|------------|---|---------------------------|---|
| Date | | Headline | Download |
| 2024/06/21 |  | Global Equity Ratings |  |
| 2024/06/21 |  | Aktienempfehlungen Global |  |
| 2024/06/14 |  | Equity Weekly |  |
| 2024/06/14 |  | Global Equity Ratings |  |
| 2024/06/14 |  | Aktienempfehlungen Global |  |

Details

2024/06/21 08:16:03

Price

12.245 EUR

Difference ▼ -0.08% (-0.01)

General attributes

| | |
|----------------|----------------------|
| ISIN | DE000KSAG888 |
| Symbol | SDF |
| Exchange | Hanover |
| Currency | EUR |
| Sector | Energy / Commodities |
| Security type | Stock |
| Market cap (m) | 2,207 EUR |
| Benchmark | GERMANY DAX |

Market data

| | |
|-------------------|-------------------|
| Bid (Bid size) | 12.38 EUR (1,246) |
| Ask (Ask size) | 12.40 EUR (1,019) |
| Open | 12.245 EUR |
| High | 12.245 EUR |
| Low | 12.245 EUR |
| Close (prev. day) | 12.255 EUR |
| VWAP | - |
| Volume (pcs) | 0 |
| Trading volume | 0.00 |
| Number of trades | 1 |
| Last size | 0 |

Performance and Risk

| | 6m | 1y | 3y |
|-------------|---------|---------|--------|
| Perf (%) | -13.67% | -20.14% | +7.64% |
| Perf (abs.) | -1.94 | -3.09 | +0.87 |
| Beta | 0.30 | 0.53 | 0.59 |
| Volatility | 26.23 | 29.01 | 42.34 |

5y



Information about previous performance does not guarantee future performance.
Source: FactSet

Price data

| | |
|---|-------------------------|
| Ø price 5 days Ø volume 5 days (pcs.) | 12.432 EUR (0) |
| Ø price 30 days Ø volume 30 days (pcs.) | 13.261 EUR (59) |
| Ø price 100 days Ø volume 100 days (pcs.) | 13.361 EUR (114) |
| Ø price 250 days Ø volume 250 days (pcs.) | 14.820 EUR (132) |
| YTD High date | 14.960 EUR (2024/04/05) |
| YTD Low date | 12.255 EUR (2024/06/20) |
| 52 Weeks High date | 18.435 EUR (2023/07/20) |
| 52 Weeks Low date | 12.255 EUR (2024/06/20) |

Erste Group related products on underlying

| Product type | # products |
|--------------|------------|
| Turbos | 52 |

All listings for K+S AG

| Exchange | Date | Time | Price | Trading volume (mio.) | Number of trades |
|----------|------------|-------|------------|-----------------------|------------------|
| Xetra | 2024/06/21 | 09:56 | 12.385 EUR | 2.01 | 349 |

| | | | | | |
|---|----------------|-------|-------------|------|----|
| Vienna Stock Exchange | 2024/ 06/21 | 09:05 | 12.405 EUR | 0.00 | 1 |
| Tradegate | 2024/ 06/21 | 09:44 | 12.38 EUR | 0.19 | 35 |
| Stuttgart | 2024/ 06/21 | 09:51 | 12.38 EUR | 0.00 | 9 |
| SIX Swiss Exchange | 2020/ 04/01 | 17:35 | 6.13 EUR | 0.00 | 1 |
| SIX Swiss Exchange | 2023/ 02/28 | 17:35 | 20.88 CHF | 0.00 | 1 |
| Munich | 2024/ 06/21 | 08:00 | 12.315 EUR | 0.00 | 1 |
| London Stock Exchange European Trade Reporting | 2024/ 06/21 | 09:00 | 12.3775 EUR | 0.00 | 1 |
| Hanover | 2024/ 06/21 | 08:16 | 12.245 EUR | 0.00 | 1 |
| Hamburg | 2024/ 06/21 | 08:16 | 12.245 EUR | 0.00 | 1 |
| Frankfurt | 2024/ 06/20 | 21:50 | 12.265 EUR | 0.01 | 3 |
| FINRA other OTC Issues | 2024/ 06/20 | 16:01 | 13.25 USD | 0.00 | 1 |
| Euronext Milan MTF Trading After Hours | 2024/ 06/20 | 18:21 | 11.85 EUR | 0.00 | 2 |
| Euronext Milan MTF Global Equity Market | 2024/ 06/20 | 17:44 | 12.325 EUR | 0.00 | 1 |
| Duesseldorf | 2024/ 06/21 | 09:32 | 12.375 EUR | 0.00 | 2 |
| Berlin | 2024/ 06/21 | 08:04 | 12.28 EUR | 0.00 | 1 |

Company profile

Company Logo



Contact Details

K+S AG

--

Bertha-von-Suttner-Strasse 7 - 34131 Kassel

Telefon: +49-561-9301-1100

Fax: +

E-mail: info@k-plus-s.com

Company Profile

-

Members of Management Board

| | |
|-------------------------|-------------------------------|
| Burkhard Lohr | Chairman of Managing Board |
| Carin-Martina Tröltzsch | Member of Executive Committee |
| Christian H. Meyer | Member of Executive Committee |
| Christina Daske | Member of Executive Committee |

Board of directors

| | |
|-----------------------|-------------------------------|
| Andreas Kreimeyer | Chairman of Supervisory Board |
| Elke Eller | Member of Supervisory Board |
| Rainier van Roessel | Member of Supervisory Board |
| André Bahn | Member of Supervisory Board |
| Brigitte Weitz | Member of Supervisory Board |
| Carl-Albrecht Bartmer | Member of Supervisory Board |
| Christiane Hölz | Member of Supervisory Board |
| Christine Wolff | Member of Supervisory Board |
| Gerd Kübler | Member of Supervisory Board |
| Lars Halbleib | Member of Supervisory Board |
| Markus Heldt | Member of Supervisory Board |
| Michael Knackmuß | Member of Supervisory Board |
| Peter Trotha | Member of Supervisory Board |
| Petra Adolph | Member of Supervisory Board |
| Ralf Becker | Member of Supervisory Board |
| Thomas Kölbl | Member of Supervisory Board |