

## LOULIS FOOD INGREDIENTS SA EUR0.94

ISIN: **GRS117123000** WKN: -

## Overview

2024/07/26 16:11:54

Price  
2.64 EURDifference  -1.12% (-0.03)

## General attributes

ISIN	GRS117123000
Symbol	KYLO
Exchange	Athens Stock Exchange
Currency	EUR
Sector	Consumer Products
Security type	Stock
Market cap (m)	45 EUR
Benchmark	GREECE

## Market data

Bid (Bid size)	2.64 EUR (75)
Ask (Ask size)	- EUR (590)
Open	2.63 EUR
High	2.65 EUR
Low	2.63 EUR
Close (prev. day)	2.67 EUR
VWAP	2.635246 EUR
Volume (pcs)	610
Trading volume	1,607.50
Number of trades	7
Last size	-

## Futures and Options











Related Futures	-
Related Options	-

5y



Information about previous performance does not guarantee future performance.  
Source: FactSet

## Recent research

on sector	on market		
Date		Headline	Download
2024/07/26		Equity Weekly	
2024/07/24		Global Equity Ratings	
2024/07/24		Aktienempfehlungen Global	
2024/07/15		Aktienempfehlungen Global	
2024/07/12		Equity Weekly	

## Details

2024/07/26 16:11:54

## Price

2.64 EUR

Difference ▼ -1.12% (-0.03)

## General attributes

ISIN	GRS117123000
Symbol	KYLO
Exchange	Athens Stock Exchange
Currency	EUR
Sector	Consumer Products
Security type	Stock
Market cap (m)	45 EUR
Benchmark	GREECE

## Market data

Bid (Bid size)	2.64 EUR (75)
Ask (Ask size)	- EUR (590)
Open	2.63 EUR
High	2.65 EUR
Low	2.63 EUR
Close (prev. day)	2.67 EUR
VWAP	2.635246 EUR
Volume (pcs)	610
Trading volume	1,607.50
Number of trades	7
Last size	-

## Performance and Risk

	6m	1y	3y
Perf (%)	-8.97%	-25.21%	+1.54%
Perf (abs.)	-0.26	-0.89	+0.04
Beta	0.52	0.70	0.60
Volatility	24.01	28.87	29.69

5y



Information about previous performance does not guarantee future performance.  
Source: FactSet

## Price data

Ø price 5 days   Ø volume 5 days (pcs.)	2.67 EUR (3,406)
Ø price 30 days   Ø volume 30 days (pcs.)	2.69 EUR (2,532)
Ø price 100 days   Ø volume 100 days (pcs.)	2.73 EUR (5,494)
Ø price 250 days   Ø volume 250 days (pcs.)	2.87 EUR (6,431)
YTD High   date	3.09 EUR (2024/01/05)
YTD Low   date	2.57 EUR (2024/07/03)
52 Weeks High   date	3.70 EUR (2023/07/28)
52 Weeks Low   date	2.57 EUR (2023/10/30)

## All listings for LOULIS FOOD INGREDIENTS SA EUR0.94

Exchange	Date	Time	Price	Trading volume (mio.)	Number of trades
London Stock Exchange	2018/05/22	17:35	2.14 EUR	0.00	1
Athens Stock Exchange	2024/07/26	16:11	2.64 EUR	0.00	7

## Company profile

### Company Logo

#### Contact Details

LOULI FLOUR MILL

--

----

Telefon: -

Fax: -

E-mail: -

### Company Profile

-