

LOULIS FOOD INGREDIENTS SA EUR0.94

ISIN: **GRS117123000** WKN: -

Overview

2024/07/26 16:11:54

Price
2.64 EURDifference  -1.12% (-0.03)

General attributes

ISIN	GRS117123000
Symbol	KYLO
Exchange	Athens Stock Exchange
Currency	EUR
Sector	Consumer Products
Security type	Stock
Market cap (m)	45 EUR
Benchmark	GREECE

Market data

Bid (Bid size)	2.64 EUR (75)
Ask (Ask size)	- EUR (590)
Open	2.63 EUR
High	2.65 EUR
Low	2.63 EUR
Close (prev. day)	2.67 EUR
VWAP	2.635246 EUR
Volume (pcs)	610
Trading volume	1,607.50
Number of trades	7
Last size	-

Futures and Options











Related Futures	-
Related Options	-

5y



Information about previous performance does not guarantee future performance.
Source: FactSet

Recent research

on sector		on market	
Date		Headline	Download
2024/07/26		Equity Weekly	
2024/07/24		Global Equity Ratings	
2024/07/24		Aktienempfehlungen Global	
2024/07/15		Aktienempfehlungen Global	
2024/07/12		Equity Weekly	

Details

2024/07/26 16:11:54

Price
2.64 EUR

Difference ▼ -1.12% (-0.03)

General attributes

ISIN	GRS117123000
Symbol	KYLO
Exchange	Athens Stock Exchange
Currency	EUR
Sector	Consumer Products
Security type	Stock
Market cap (m)	45 EUR
Benchmark	GREECE

Market data

Bid (Bid size)	2.64 EUR (75)
Ask (Ask size)	- EUR (590)
Open	2.63 EUR
High	2.65 EUR
Low	2.63 EUR
Close (prev. day)	2.67 EUR
VWAP	2.635246 EUR
Volume (pcs)	610
Trading volume	1,607.50
Number of trades	7
Last size	-

Performance and Risk

	6m	1y	3y
Perf (%)	-8.97%	-25.21%	+1.54%
Perf (abs.)	-0.26	-0.89	+0.04
Beta	0.53	0.70	0.60
Volatility	24.01	28.87	29.69

5y



Information about previous performance does not guarantee future performance.
Source: FactSet

Price data

Ø price 5 days Ø volume 5 days (pcs.)	2.67 EUR (3,406)
Ø price 30 days Ø volume 30 days (pcs.)	2.69 EUR (2,532)
Ø price 100 days Ø volume 100 days (pcs.)	2.73 EUR (5,494)
Ø price 250 days Ø volume 250 days (pcs.)	2.87 EUR (6,431)
YTD High date	3.09 EUR (2024/01/05)
YTD Low date	2.57 EUR (2024/07/03)
52 Weeks High date	3.70 EUR (2023/07/28)
52 Weeks Low date	2.57 EUR (2023/10/30)

All listings for LOULIS FOOD INGREDIENTS SA EUR0.94

Exchange	Date	Time	Price	Trading volume (mio.)	Number of trades
London Stock Exchange	2018/05/22	17:35	2.14 EUR	0.00	1
Athens Stock Exchange	2024/07/26	16:11	2.64 EUR	0.00	7

Company profile

Company Logo

Contact Details

LOULI FLOUR MILL

--

Telefon: -

Fax: -

E-mail: -

Company Profile

-