

# TORQ RESOURCES INC.

ISIN: CA89131L1085 WKN: -

## Overview

2024/10/18 08:08:07

**Price**  
0.0285 EUR

**Difference**  0.00% (0.00)

### General attributes

ISIN	CA89131L1085
Symbol	TORQ
Exchange	Berlin
Currency	EUR
Sector	Energy / Commodities
Security type	Stock
Market cap (m)	7 EUR
Benchmark	S&P/TSX 60 INDEX

### Market data

Bid (Bid size)	0.0285 EUR (10,000)
Ask (Ask size)	0.0785 EUR (10,000)
Open	0.0285 EUR
High	0.0285 EUR
Low	0.0285 EUR
Close (prev. day)	0.0285 EUR
VWAP	-
Volume (pcs)	0
Trading volume	0.00
Number of trades	1
Last size	0

### Futures and Options









Related Futures	-
Related Options	-

5y



Information about previous performance does not guarantee future performance.  
Source: FactSet

### Recent research

on sector		
Date	Headline	Download
2024/10/18	 Equity Weekly	
2024/10/14	 Aktienempfehlungen Österreich	
2024/10/11	 Equity Weekly	
2024/10/04	 Equity Weekly	
2024/09/27	 Global Equity Ratings	

## Details

2024/10/18 08:08:07

**Price**  
0.0285 EUR

**Difference** ➔ 0.00% (0.00)

### General attributes

ISIN	CA89131L1085
Symbol	TORQ
Exchange	Berlin
Currency	EUR
Sector	Energy / Commodities
Security type	Stock
Market cap (m)	7 EUR
Benchmark	S&P/TSX 60 INDEX

### Market data

Bid (Bid size)	0.0285 EUR (10,000)
Ask (Ask size)	0.0785 EUR (10,000)
Open	0.0285 EUR
High	0.0285 EUR
Low	0.0285 EUR
Close (prev. day)	0.0285 EUR
VWAP	-
Volume (pcs)	0
Trading volume	0.00
Number of trades	1
Last size	0

### Performance and Risk

	6m	1y	3y
Perf (%)	-64.81%	-86.56%	-93.25%
Perf (abs.)	-0.05	-0.18	-0.39
Beta	1.15	0.71	0.63
Volatility	201.64	165.12	116.21

5y



Information about previous performance does not guarantee future performance.  
Source: FactSet

### Price data

Ø price 5 days   Ø volume 5 days (pcs.)	0.0285 EUR (0)
Ø price 30 days   Ø volume 30 days (pcs.)	0.0308 EUR (0)
Ø price 100 days   Ø volume 100 days (pcs.)	0.0329 EUR (0)
Ø price 250 days   Ø volume 250 days (pcs.)	0.0737 EUR (0)
YTD High   date	0.1360 EUR (2024/01/05)
YTD Low   date	0.0185 EUR (2024/09/24)
52 Weeks High   date	0.2140 EUR (2023/10/19)
52 Weeks Low   date	0.0185 EUR (2024/09/24)

### Arbitrage views

Exchange <span style="color: green;">⊕</span>	Date	Time	Price	Trading volume (mio.)	Number of trades
TSX Venture Exchange	2024/10/18	15:30	0.08 CAD	0.00	2
Stuttgart	2024/10/18	21:31	0.04 EUR	0.00	11
Frankfurt	2024/10/18	11:21	0.0685 EUR	0.00	1
FINRA other OTC Issues	2024/10/10	15:42	0.0584 USD	0.00	1
Berlin	2024/10/18	08:08	0.0285 EUR	0.00	1



## Company profile

### Company Logo



### Company Profile

-

### Contact Details

TORQ RESOURCES

--

West Hastings Street, Suite 1630 1177 V6E  
2K3 Vancouver

Telefon: +1 778.729.0500

Fax: -

E-mail: [info@torqresources.com](mailto:info@torqresources.com)