

LUNDBERGFÖRETAGEN AB, L E SER. B

ISIN: SE0000108847 WKN: 4538002

Overview

2024/07/26 13:56:53

Price

45.44 EUR

Difference  1.79% (0.80)

General attributes

ISIN	SE0000108847
Symbol	LUND B
Exchange	Stuttgart
Currency	EUR
Sector	Financial
Security type	Stock
Market cap (m)	6,949 EUR
Benchmark	OMX STOCKHOLM 30 INDEX

Market data

Bid (Bid size)	- (0)
Ask (Ask size)	- (0)
Open	44.78 EUR
High	45.44 EUR
Low	44.78 EUR
Close (prev. day)	44.64 EUR
VWAP	-
Volume (pcs)	0
Trading volume	0.00
Number of trades	9
Last size	0

Futures and Options

Related Futures	-
Related Options	-











5y



Information about previous performance does not guarantee future performance.

Source: FactSet

Recent research

on sector	Date	Headline	Download
	2024/07/24	 Global Equity Ratings	
	2024/07/24	 Aktienempfehlungen Global	
	2024/07/19	 Equity Weekly	
	2024/07/15	 Aktienempfehlungen Global	
	2024/07/12	 Global Equity Ratings	

Details

2024/07/26 13:56:53

Price

45.44 EUR

Difference ▲ 1.79% (0.80)

General attributes

ISIN	SE0000108847
Symbol	LUND B
Exchange	Stuttgart
Currency	EUR
Sector	Financial
Security type	Stock
Market cap (m)	6,949 EUR
Benchmark	OMX STOCKHOLM 30 INDEX

Market data

Bid (Bid size)	- (0)
Ask (Ask size)	- (0)
Open	44.78 EUR
High	45.44 EUR
Low	44.78 EUR
Close (prev. day)	44.64 EUR
VWAP	-
Volume (pcs)	0
Trading volume	0.00
Number of trades	9
Last size	0

Performance and Risk

	6m	1y	3y
Perf (%)	-4.16%	+14.69%	-22.59%
Perf (abs.)	-1.97	+5.82	-13.26
Beta	0.87	0.92	1.01
Volatility	16.90	18.74	26.12

5y



Information about previous performance does not guarantee future performance.

Source: FactSet

Price data

Ø price 5 days Ø volume 5 days (pcs.)	45.65 EUR (0)
Ø price 30 days Ø volume 30 days (pcs.)	46.12 EUR (8)
Ø price 100 days Ø volume 100 days (pcs.)	47.67 EUR (5)
Ø price 250 days Ø volume 250 days (pcs.)	44.84 EUR (3)
YTD High date	51.70 EUR (2024/03/21)
YTD Low date	44.52 EUR (2024/07/25)
52 Weeks High date	51.70 EUR (2024/03/21)
52 Weeks Low date	36.30 EUR (2023/08/25)

Arbitrage views

Exchange ⊕	Date	Time	Price	Trading volume (mio.)	Number of trades
Stuttgart	2024/07/26	13:56	45.44 EUR	0.00	9
Nasdaq Stockholm	2024/07/26	18:00	537.00 SEK	22.94	1,094
Munich	2024/07/26	08:19	45.80 EUR	0.00	2
London Stock Exchange European Trade Reporting	2024/07/26	17:25	532.00 SEK	0.00	2
Hanover	2024/	08:01	44.26 EUR	0.00	3

	07/26					
Frankfurt	2024/ 07/26	08:24	44.26 EUR	0.00		2
FINRA other OTC Issues	2024/ 05/03	15:45	50.76 USD	0.03		1
Duesseldorf	2024/ 07/26	19:32	45.16 EUR	0.00		7

Company profile

Company Logo

Contact Details

LE LUNDBERGFOERETAGEN AB

--

Telefon: -

Fax: -

E-mail: -

Company Profile

-

Members of Management Board

Fredrik Lundberg Chairman of Managing Board

Claes Boustedt Member of Executive Committee

Lars Johansson Member of Executive Committee

Board of directors

Bo Selling Chairman of Supervisory Board

Carl Reinhold Adolf Bennet Member of Supervisory Board

Lars Ture Pettersson Member of Supervisory Board

Eva Louise Katarina Lindh Member of Supervisory Board

Katarina Martinson Member of Supervisory Board

Krister Mattsson Member of Supervisory Board

Sofia Frändberg Member of Supervisory Board

Sten Algot Magnus Peterson Member of Supervisory Board