

SAAB AB SER. B

ISIN: SE0021921269 WKN: 5469554

Overview

2024/07/26 15:08:06

Price

20.51 EUR

Difference  3.12% (0.62)

General attributes

ISIN	SE0021921269
Symbol	SAAB B
Exchange	Stuttgart
Currency	EUR
Sector	Other
Security type	Stock
Market cap (m)	10,974 EUR
Benchmark	OMX STOCKHOLM 30 INDEX

Market data

Bid (Bid size)	- (0)
Ask (Ask size)	- (0)
Open	20.25 EUR
High	20.51 EUR
Low	20.16 EUR
Close (prev. day)	19.89 EUR
VWAP	-
Volume (pcs)	0
Trading volume	0.00
Number of trades	10
Last size	0

Futures and Options

Related Futures	28
Related Options	-










5y



Information about previous performance does not guarantee future performance.

Source: FactSet

Recent research

on sector	Date	Headline	Download
	2024/07/26	 Equity Weekly	
	2024/07/24	 Global Equity Ratings	
	2024/07/24	 Aktienempfehlungen Global	
	2024/07/15	 Aktienempfehlungen Global	
	2024/07/12	 Global Equity Ratings	

Details

2024/07/26 15:08:06

Price

20.51 EUR

Difference ▲ 3.12% (0.62)

General attributes

ISIN	SE0021921269
Symbol	SAAB B
Exchange	Stuttgart
Currency	EUR
Sector	Other
Security type	Stock
Market cap (m)	10,974 EUR
Benchmark	OMX STOCKHOLM 30 INDEX

Market data

Bid (Bid size)	- (0)
Ask (Ask size)	- (0)
Open	20.25 EUR
High	20.51 EUR
Low	20.16 EUR
Close (prev. day)	19.89 EUR
VWAP	-
Volume (pcs)	0
Trading volume	0.00
Number of trades	10
Last size	0

Performance and Risk

	6m	1y	3y
Perf (%)	+38.86%	+74.85%	+223.37%
Perf (abs.)	+5.74	+8.78	+14.17
Beta	0.93	0.49	0.27
Volatility	40.33	33.92	37.21

5y



Information about previous performance does not guarantee future performance.
Source: FactSet

Price data

Ø price 5 days Ø volume 5 days (pcs.)	20.63 EUR (80)
Ø price 30 days Ø volume 30 days (pcs.)	21.98 EUR (100)
Ø price 100 days Ø volume 100 days (pcs.)	20.80 EUR (279)
Ø price 250 days Ø volume 250 days (pcs.)	16.33 EUR (181)
YTD High date	23.76 EUR (2024/06/10)
YTD Low date	13.51 EUR (2024/01/04)
52 Weeks High date	23.76 EUR (2024/06/10)
52 Weeks Low date	11.22 EUR (2023/10/09)

Arbitrage views

Exchange ⊕	Date	Time	Price	Trading volume (mio.)	Number of trades
Tradegate	2024/07/26	22:26	20.63 EUR	0.05	33
Stuttgart	2024/07/26	15:08	20.51 EUR	0.00	10
Nasdaq Stockholm	2024/07/26	18:00	241.50 SEK	303.06	9,028
Munich	2024/07/26	08:04	20.24 EUR	0.00	1
London Stock Exchange	2024/	17:25	240.75 SEK	0.00	3

European Trade Reporting	07/26					
Frankfurt	2024/ 07/26	16:04	20.64 EUR	0.01		4
FINRA other OTC Issues	2024/ 07/25	15:41	22.00 USD	0.00		2
Duesseldorf	2024/ 07/26	19:31	20.56 EUR	0.00		7
Berlin	2024/ 07/26	21:43	20.57 EUR	0.00		17

Company profile

Company Logo



Company Profile

-

Contact Details

SAAB

--

Bröderna Ugglas gata - SE-581 88 Linköping

Telefon: +46 13 180000

Fax: +46 13 187145

E-mail: -