

## BOLIDEN AB

ISIN: SE0020050417

WKN: 7266195

## Overview

2024/07/26 13:56:53

Price  
27.51 EURDifference  3.19% (0.85)

## General attributes

ISIN	SE0020050417
Symbol	BOL
Exchange	Stuttgart
Currency	EUR
Sector	Other
Security type	Stock
Market cap (m)	7,475 EUR
Benchmark	OMX STOCKHOLM 30 INDEX

## Market data

Bid (Bid size)	- (0)
Ask (Ask size)	- (0)
Open	27.10 EUR
High	27.53 EUR
Low	27.10 EUR
Close (prev. day)	26.66 EUR
VWAP	-
Volume (pcs)	0
Trading volume	0.00
Number of trades	9
Last size	0

## Futures and Options











Related Futures	45
Related Options	-

5y



Information about previous performance does not guarantee future performance.  
Source: FactSet

## Recent research

on sector	Date	Headline	Download
	2024/07/26	 Equity Weekly	
	2024/07/24	 Global Equity Ratings	
	2024/07/24	 Aktienempfehlungen Global	
	2024/07/15	 Aktienempfehlungen Global	
	2024/07/12	 Global Equity Ratings	

## Details

2024/07/26 13:56:53

## Price

27.51 EUR

Difference ▲ 3.19% (0.85)

## General attributes

ISIN	SE0020050417
Symbol	BOL
Exchange	Stuttgart
Currency	EUR
Sector	Other
Security type	Stock
Market cap (m)	7,475 EUR
Benchmark	OMX STOCKHOLM 30 INDEX

## Market data

Bid (Bid size)	- (0)
Ask (Ask size)	- (0)
Open	27.10 EUR
High	27.53 EUR
Low	27.10 EUR
Close (prev. day)	26.66 EUR
VWAP	-
Volume (pcs)	0
Trading volume	0.00
Number of trades	9
Last size	0

## Performance and Risk

	6m	1y	3y
Perf (%)	+10.35%	+3.00%	-14.41%
Perf (abs.)	+2.58	+0.80	-4.63
Beta	1.31	1.41	0.98
Volatility	34.65	34.39	41.33

5y



Information about previous performance does not guarantee future performance.  
Source: FactSet

## Price data

Ø price 5 days   Ø volume 5 days (pcs.)	27.07 EUR (14)
Ø price 30 days   Ø volume 30 days (pcs.)	29.77 EUR (36)
Ø price 100 days   Ø volume 100 days (pcs.)	29.41 EUR (128)
Ø price 250 days   Ø volume 250 days (pcs.)	26.86 EUR (70)
YTD High   date	33.10 EUR (2024/05/22)
YTD Low   date	22.93 EUR (2024/02/27)
52 Weeks High   date	33.10 EUR (2024/05/22)
52 Weeks Low   date	22.81 EUR (2023/10/23)

## Arbitrage views

Exchange <span>⊕</span>	Date	Time	Price	Trading volume (mio.)	Number of trades
Tradegate	2024/07/26	22:26	27.42 EUR	0.01	7
Stuttgart	2024/07/26	13:56	27.51 EUR	0.00	9
Nasdaq Stockholm	2024/07/26	18:00	321.00 SEK	239.42	3,710
Munich	2024/07/26	08:04	27.09 EUR	0.00	1
London Stock Exchange	2024/	16:28	359.00 SEK	21.37	2

European Trade Reporting	07/12					
Frankfurt	2024/ 07/26	08:03	27.03 EUR	0.00	2	
FINRA other OTC Issues	2024/ 07/26	20:09	29.40 USD	0.00	1	
Duesseldorf	2024/ 07/26	19:32	27.24 EUR	0.00	7	
Berlin	2024/ 07/26	21:43	27.36 EUR	0.00	17	

## Company profile

### Company Logo



### Contact Details

BOLIDEN AB

--

PO Box 44 Klarabergsviad. 90 SE-101 20  
Stockholm

Telefon: +46 8 610 15 00

Fax: +46 8 31 55 45

E-mail: -

### Company Profile

-

#### Members of Management Board

Mikael Staffas Chairman of Managing Board

Daniel Peltonen Member of Executive Committee

Håkan Gabrielsson Member of Executive Committee

Stefan Romedahl Member of Executive Committee

Åsa Jackson Member of Executive Committee

#### Board of directors

Anders Gerhard Ullberg Chairman of Supervisory Board

Per Lindberg Member of Supervisory Board

Elisabeth Nilsson Member of Supervisory Board

Gustaf Michael Löw Member of Supervisory Board

Helene M. E. Biström Member of Supervisory Board

Karin Marie Holmberg Member of Supervisory Board

Karl-Henrik Sundström Member of Supervisory Board

Kenneth Ståhl Member of Supervisory Board

Kent Ola Holmström Member of Supervisory Board

Perttu Louhiluoto Member of Supervisory Board

Pia Christina Rudengren Member of Supervisory Board

Tomas Eliasson Member of Supervisory Board