

KINCORA COPPER LTD.

ISIN: CA49451A6034 WKN: 105874101

Overview

2024/07/26 18:59:46

Price
0.05 CADDifference  0.00% (0.00)

General attributes

ISIN	CA49451A6034
Symbol	KCC
Exchange	TSX Venture Exchange
Currency	CAD
Sector	Energy / Commodities
Security type	Stock
Market cap (m)	8 EUR
Benchmark	S&P/TSX 60 INDEX

Market data

Bid (Bid size)	0.045 CAD (58,000)
Ask (Ask size)	0.05 CAD (65,000)
Open	0.05 CAD
High	0.05 CAD
Low	0.05 CAD
Close (prev. day)	0.05 CAD
VWAP	0.05 CAD
Volume (pcs)	31,000
Trading volume	1,550.00
Number of trades	2
Last size	30,000

Futures and Options








Related Futures	-
Related Options	-

5y



Information about previous performance does not guarantee future performance.
Source: FactSet

Recent research

on sector			
Date		Headline	Download
2024/07/26		Equity Weekly	
2024/07/24		Global Equity Ratings	
2024/07/24		Aktienempfehlungen Global	
2024/07/15		Aktienempfehlungen Global	
2024/07/12		Equity Weekly	

Details

2024/07/26 18:59:46

Price

0.05 CAD

 Difference ↔ 0.00% (0.00)

General attributes

ISIN	CA49451A6034
Symbol	KCC
Exchange	TSX Venture Exchange
Currency	CAD
Sector	Energy / Commodities
Security type	Stock
Market cap (m)	8 EUR
Benchmark	S&P/TSX 60 INDEX

Market data

Bid (Bid size)	0.045 CAD (58,000)
Ask (Ask size)	0.05 CAD (65,000)
Open	0.05 CAD
High	0.05 CAD
Low	0.05 CAD
Close (prev. day)	0.05 CAD
VWAP	0.05 CAD
Volume (pcs)	31,000
Trading volume	1,550.00
Number of trades	2
Last size	30,000

Performance and Risk

	6m	1y	3y
Perf (%)	+66.67%	-9.09%	-76.74%
Perf (abs.)	+0.02	-0.01	-0.17
Beta	2.93	0.56	0.72
Volatility	187.87	182.50	129.78

5y



Information about previous performance does not guarantee future performance.
Source: FactSet

Price data

Ø price 5 days Ø volume 5 days (pcs.)	0.05 CAD (7,040)
Ø price 30 days Ø volume 30 days (pcs.)	0.05 CAD (23,994)
Ø price 100 days Ø volume 100 days (pcs.)	0.04 CAD (42,319)
Ø price 250 days Ø volume 250 days (pcs.)	0.04 CAD (36,410)
YTD High date	0.07 CAD (2024/05/28)
YTD Low date	0.03 CAD (2024/02/16)
52 Weeks High date	0.07 CAD (2024/05/28)
52 Weeks Low date	0.03 CAD (2023/10/05)

All listings for KINCORA COPPER LTD.

Exchange ⊕	Date	Time	Price	Trading volume (mio.)	Number of trades
TSX Venture Exchange	2024/07/26	18:59	0.05 CAD	0.00	2
FINRA other OTC Issues	2024/07/10	21:08	0.028 USD	0.00	2

Company profile

Company Logo



Company Profile

-

Contact Details

KINCORA COPPER LTD.

--

Suite 209, 475 Howe Street - V6C 2B3
Vancouver, BC

Telefon: (604) 689-2599

Fax: (604) 662-8429

E-mail: -