

## CANADIAN NET REAL ESTATE INVNT TR COM NPV

ISIN: CA13639A1093 WKN: -

## Overview

2024/07/26 20:38:46

Price  
5.50 CADDifference  -0.36% (-0.02)

## General attributes

ISIN	CA13639A1093
Symbol	NET.UN
Exchange	TSX Venture Exchange
Currency	CAD
Sector	Other
Security type	Stock
Market cap (m)	75 EUR
Benchmark	S&P/TSX 60 INDEX

## Market data

Bid (Bid size)	5.45 CAD (800)
Ask (Ask size)	5.50 CAD (300)
Open	5.49 CAD
High	5.50 CAD
Low	5.49 CAD
Close (prev. day)	5.52 CAD
VWAP	5.499415 CAD
Volume (pcs)	7,213
Trading volume	39,667.28
Number of trades	14
Last size	1,500

## Futures and Options











Related Futures	-
Related Options	-

5y



Information about previous performance does not guarantee future performance.  
Source: FactSet

## Recent research

on sector			
Date		Headline	Download
2024/07/26		Equity Weekly	
2024/07/24		Global Equity Ratings	
2024/07/24		Aktienempfehlungen Global	
2024/07/15		Aktienempfehlungen Global	
2024/07/12		Global Equity Ratings	

## Details

2024/07/26 20:38:46

## Price

5.50 CAD

Difference  -0.36% (-0.02)

## General attributes

ISIN	CA13639A1093
Symbol	NET.UN
Exchange	TSX Venture Exchange
Currency	CAD
Sector	Other
Security type	Stock
Market cap (m)	75 EUR
Benchmark	S&P/TSX 60 INDEX

## Market data

Bid (Bid size)	5.45 CAD (800)
Ask (Ask size)	5.50 CAD (300)
Open	5.49 CAD
High	5.50 CAD
Low	5.49 CAD
Close (prev. day)	5.52 CAD
VWAP	5.499415 CAD
Volume (pcs)	7,213
Trading volume	39,667.28
Number of trades	14
Last size	1,500

## Performance and Risk

	6m	1y	3y
Perf (%)	+10.66%	+5.77%	-26.08%
Perf (abs.)	+0.53	+0.30	-1.94
Beta	0.18	0.35	0.35
Volatility	16.14	18.66	23.46

5y



Information about previous performance does not guarantee future performance.  
Source: FactSet

## Price data

Ø price 5 days   Ø volume 5 days (pcs.)	5.43 CAD (10,939)
Ø price 30 days   Ø volume 30 days (pcs.)	5.07 CAD (13,171)
Ø price 100 days   Ø volume 100 days (pcs.)	4.97 CAD (10,927)
Ø price 250 days   Ø volume 250 days (pcs.)	4.91 CAD (11,710)
YTD High   date	5.52 CAD (2024/07/25)
YTD Low   date	4.77 CAD (2024/03/18)
52 Weeks High   date	5.52 CAD (2024/07/25)
52 Weeks Low   date	4.58 CAD (2023/10/11)

## All listings for CANADIAN NET REAL ESTATE INVT TR COM NPV

Exchange 	Date	Time	Price	Trading volume (mio.)	Number of trades
TSX Venture Exchange	2024/07/26	20:38	5.50 CAD	0.04	14
FINRA other OTC Issues	2024/07/23	15:30	3.85 USD	0.00	1

## Company profile

### Company Logo

### Company Profile

#### Contact Details

CANADIAN NET REIT

--

----

Telefon: -

Fax: -

E-mail: -