

AIR NEW ZEALAND LTD.

ISIN: NZAIRE0001S2 WKN: AIZ

Overview

2024/07/15 15:30:00

Price
0.303 USDDifference  2.37% (0.01)

General attributes

ISIN	NZAIRE0001S2
Symbol	AIZ
Exchange	FINRA other OTC Issues
Currency	USD
Sector	Media / Entertainment / Recreation
Security type	Stock
Market cap (m)	1,036 EUR
Benchmark	MSCI WORLD INDEX (STRD, UHD)

Market data

Bid (Bid size)	-
Ask (Ask size)	-
Open	0.303 USD
High	0.303 USD
Low	0.303 USD
Close (prev. day)	0.2960 USD
VWAP	0.303 USD
Volume (pcs)	1,000
Trading volume	303.00
Number of trades	1
Last size	1,000

Futures and Options








Related Futures	-
Related Options	-

5y



Information about previous performance does not guarantee future performance.
Source: FactSet

Recent research

on sector			
Date		Headline	Download
2024/07/15		Aktienempfehlungen Global	
2024/07/12		Global Equity Ratings	
2024/07/09		Aktienempfehlungen Österreich	
2024/06/28		Equity Weekly	
2024/06/24		Aktienempfehlungen Österreich	

Details

2024/07/15 15:30:00

Price

0.303 USD

Difference ▲ 2.37% (0.01)

General attributes

ISIN	NZAIRE0001S2
Symbol	AIZ
Exchange	FINRA other OTC Issues
Currency	USD
Sector	Media / Entertainment / Recreation
Security type	Stock
Market cap (m)	1,036 EUR
Benchmark	MSCI WORLD INDEX (STRD, UHD)

Market data

Bid (Bid size)	-
Ask (Ask size)	-
Open	0.303 USD
High	0.303 USD
Low	0.303 USD
Close (prev. day)	0.2960 USD
VWAP	0.303 USD
Volume (pcs)	1,000
Trading volume	303.00
Number of trades	1
Last size	1,000

Performance and Risk

	6m	1y	3y
Perf (%)	-20.78%	-	-53.89%
Perf (abs.)	-0.08	-	-0.35
Beta	0.15	0.08	0.24
Volatility	69.03	62.30	51.52

5y



Information about previous performance does not guarantee future performance.
Source: FactSet

Price data

Ø price 5 days Ø volume 5 days (pcs.)	0.299 USD (221)
Ø price 30 days Ø volume 30 days (pcs.)	0.321 USD (265)
Ø price 100 days Ø volume 100 days (pcs.)	0.344 USD (1,623)
Ø price 250 days Ø volume 250 days (pcs.)	0.394 USD (2,773)
YTD High date	0.414 USD (2024/01/25)
YTD Low date	0.296 USD (2024/07/09)
52 Weeks High date	0.512 USD (2023/07/17)
52 Weeks Low date	0.296 USD (2024/07/09)

All listings for AIR NEW ZEALAND LTD.

Exchange ⊕	Date	Time	Price	Trading volume (mio.)	Number of trades
Tradegate	2024/07/18	08:12	0.30 EUR	0.00	1
Stuttgart	2024/07/18	08:08	0.3005 EUR	0.00	1
Munich	2024/07/18	08:11	0.302 EUR	0.00	1
Hanover	2024/07/18	08:05	0.30 EUR	0.00	1
Hamburg	2024/07/18	08:00	0.30 EUR	0.00	1

	07/18					
Frankfurt	2024/ 07/18	08:12	0.30 EUR	0.00		1
FINRA other OTC Issues	2024/ 07/15	15:30	0.303 USD	0.00		1
Berlin	2024/ 07/18	09:36	0.309 EUR	0.00		2
Australian Securities Exchange	2024/ 07/18	08:10	0.50 AUD	0.33		86

Company profile

Company Logo



Company Profile

-

Contact Details

AIR NEW ZEALAND

--

Fanshawe Street 185 1010 Auckland

Telefon: +64 93573000

Fax: -

E-mail: -