


ALFEN N.V. (ALN) - EUX/CALL/10.2/20240920

2024/09/13 18:40:47

Price
2.11 EUR

Difference  23.39% (0.40)

General attributes

Symbol ALN24I2010.2
Exchange EUX
Currency EUR
Security type Option
Underlying ALFEN NV EUR0.10
Type CALL
Style American
Strike price 10.20 EUR
Maturity 2024/09/20
Contract size 100
Settlement date 2024/09/13
Delivery date -

Market data

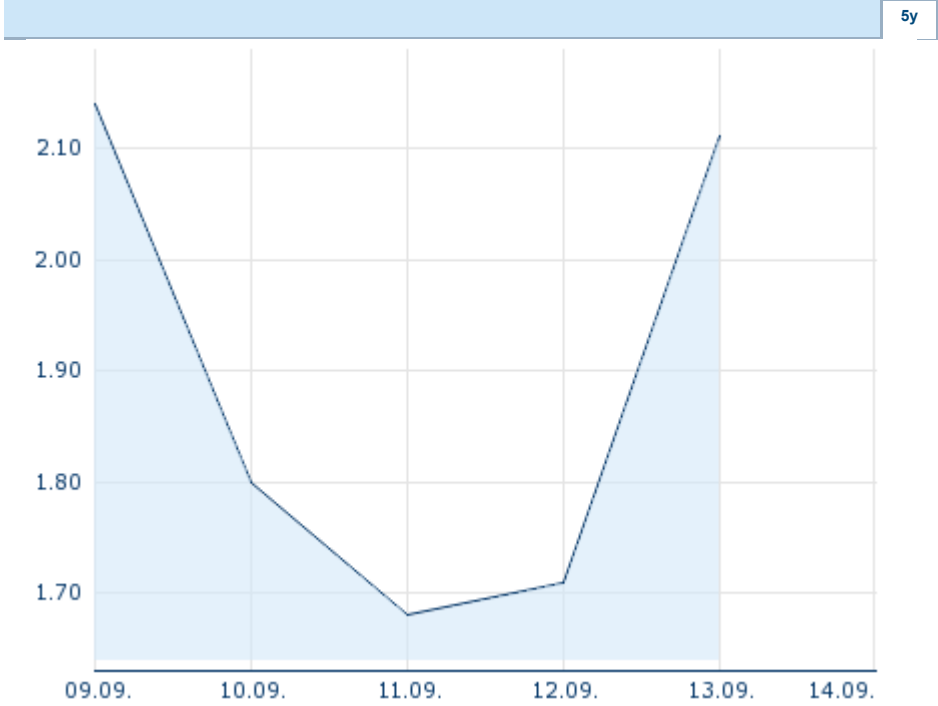
Bid (Bid size) -
Ask (Ask size) -
Open 2.11 EUR
High 2.11 EUR
Low 2.11 EUR
Close (prev. day) 1.71 EUR
Underlying ALFEN
Underlying price (date) 2.11 (24/09/13)
Settlement price (date) 2.11 (24/09/13)
Open Interest 0

Performance and Risk

	6m	1y	3y
Perf (%)	-	-	-
Perf (abs.)	-	-	-
Beta	-	-	-
Volatility	-	-	-

Futures and Options

Related Futures -
Related Options -





Information about previous performance does not guarantee future performance.
Source: FactSet

Price data

Ø price 5 days | Ø volume 5 days (pcs.) - EUR (-)
 Ø price 30 days | Ø volume 30 days (pcs.) - EUR (-)
 Ø price 100 days | Ø volume 100 days (pcs.) - EUR (-)
 Ø price 250 days | Ø volume 250 days (pcs.) - EUR (-)
 YTD High | date - EUR (-)
 YTD Low | date - EUR (-)
 52 Weeks High | date - EUR (-)
 52 Weeks Low | date - EUR (-)

Recent research

Date	Headline	Download
2024/09/11	 Global Equity Ratings	
2024/09/11	 Aktienempfehlungen Global	
2024/09/09	 Aktienempfehlungen Österreich	
2024/09/06	 Equity Weekly	
2024/09/05	 Global Equity Ratings	