

AVANT BRANDS LTD.

ISIN: CA05353D2023 WKN: -

Overview

2024/09/18 21:46:52

Price
0.8569 USD

Difference  3.65% (0.03)

General attributes

ISIN	CA05353D2023
Symbol	GTEC
Exchange	FINRA other OTC Issues
Currency	USD
Sector	Chemical / Pharmaceutical / Health
Security type	Stock
Market cap (m)	8 EUR
Benchmark	S&P/TSX 60 INDEX

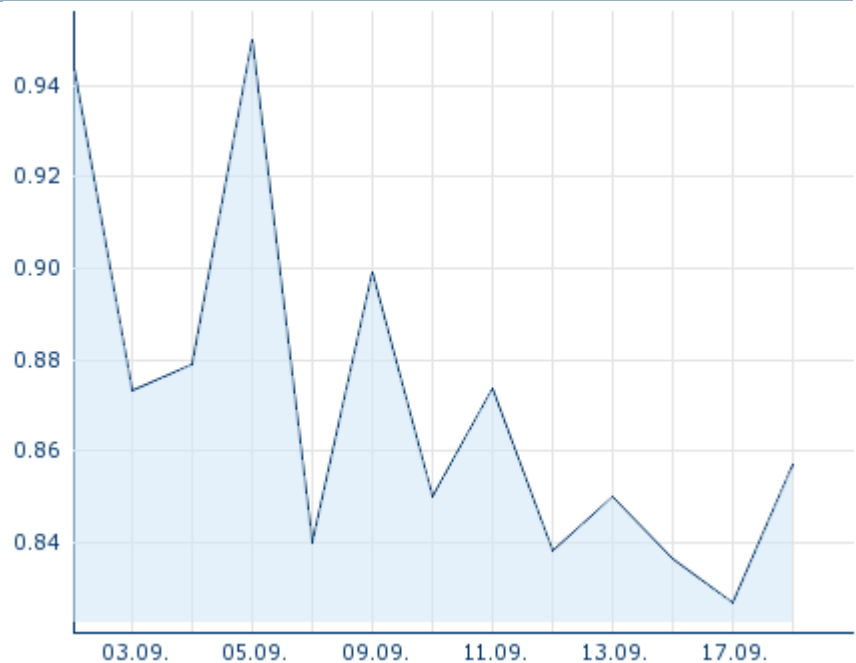
Market data

Bid (Bid size)	-
Ask (Ask size)	-
Open	0.8101 USD
High	0.875 USD
Low	0.81 USD
Close (prev. day)	0.8267 USD
VWAP	0.834633 USD
Volume (pcs)	4,270
Trading volume	3,564.41
Number of trades	28
Last size	144

Futures and Options







Related Futures	-
Related Options	-

5y



Information about previous performance does not guarantee future performance.
Source: FactSet

Recent research

on sector			
Date		Headline	Download
2024/09/13		Equity Weekly	
2024/09/11		Global Equity Ratings	
2024/09/11		Aktienempfehlungen Global	
2024/09/09		Aktienempfehlungen Österreich	
2024/09/05		Global Equity Ratings	

Details

2024/09/18 21:46:52

Price
0.8569 USD

Difference ▲ 3.65% (0.03)

General attributes

ISIN	CA05353D2023
Symbol	GTEC
Exchange	FINRA other OTC Issues
Currency	USD
Sector	Chemical / Pharmaceutical / Health
Security type	Stock
Market cap (m)	8 EUR
Benchmark	S&P/TSX 60 INDEX

Market data

Bid (Bid size)	-
Ask (Ask size)	-
Open	0.8101 USD
High	0.875 USD
Low	0.81 USD
Close (prev. day)	0.8267 USD
VWAP	0.834633 USD
Volume (pcs)	4,270
Trading volume	3,564.41
Number of trades	28
Last size	144

Performance and Risk

	6m	1y	3y
Perf (%)	-	-	-
Perf (abs.)	-	-	-
Beta	-	-	-
Volatility	-	-	-

5y



Information about previous performance does not guarantee future performance.
Source: FactSet

Price data

Ø price 5 days Ø volume 5 days (pcs.)	0.8450 USD (6,321)
Ø price 30 days Ø volume 30 days (pcs.)	- USD (-)
Ø price 100 days Ø volume 100 days (pcs.)	- USD (-)
Ø price 250 days Ø volume 250 days (pcs.)	- USD (-)
YTD High date	- USD (-)
YTD Low date	- USD (-)
52 Weeks High date	- USD (-)
52 Weeks Low date	- USD (-)

Arbitrage views

Exchange	Date	Time	Price	Trading volume (mio.)	Number of trades
Toronto Stock Exchange	2024/09/18	21:46	1.17 CAD	0.00	12
Stuttgart	2024/09/18	21:57	0.735 EUR	0.00	11
Munich	2024/09/18	08:03	0.74 EUR	0.00	1
Frankfurt	2024/09/18	15:40	0.70 EUR	0.00	3
FINRA other OTC	2024/09/18	21:46	0.8569 USD	0.00	28

Issues	18					
Berlin	2024/09/18	08:05	0.72 EUR	0.00		1

Company profile

Company Logo



Company Profile

-

Contact Details

AVANT BRANDS

--

Telefon: -

Fax: -

E-mail: -