


PLN/HUF FUTURES (PLN) - BUD/20241120

2024/09/03 03:57:25

Price
91.793 HUF

Difference  0.13% (0.12)

General attributes

Symbol PLN1124

Exchange Budapest Stock Exchange

Currency HUF

Security type Future

Underlying POLISH ZLOTY NEW / HUNGARIAN FORINT (PLN/HUF)

Maturity 11-2024

Contract size 10,000

Market data

Bid (Bid size) - HUF (-)

Ask (Ask size) - HUF (-)

Open 91.793 HUF

High -

Low -

Close (prev. day) 91.6776 HUF

Underlying POLISH ZLOTY NEW / HUNGARIAN FORINT (PLN/HUF)

Underlying price (date) 91.934 (24/09/03)

Settlement price (date) - (-)

Open Interest 0

Performance and Risk

	6m	1y	3y
Perf (%)	-	-	-
Perf (abs.)	-	-	-
Beta	-	-	-
Volatility	-	-	-

Futures and Options

Related Futures -

Related Options -



Information about previous performance does not guarantee future performance.
Source: FactSet

Price data

Ø price 5 days | Ø volume 5 days (pcs.) - HUF (-)

Ø price 30 days | Ø volume 30 days (pcs.) - HUF (-)

Ø price 100 days | Ø volume 100 days (pcs.) - HUF (-)

Ø price 250 days | Ø volume 250 days (pcs.) - HUF (-)










YTD High | date - HUF (-)

YTD Low | date - HUF (-)

52 Weeks High | date - HUF (-)

52 Weeks Low | date - HUF (-)

Recent Research

on underlying		on market	
Date	Headline		Download
2024/09/03	 Domestic demand remained two-faced in Q2		
2024/09/02	 More 2Q24 GDP structure and monthly data on 3Q24 performance		
2024/08/30	 Inflation remains stable		
2024/08/29	 Private and public consumption push Q2 GDP		
2024/08/27	 First pause after 15 months		