

SEABIRD EXPLORATION PLC

ISIN: **CY0101162119** WKN: -

Overview

2024/09/13 08:13:05

Price
0.396 EURDifference  2.33% (0.01)

General attributes

ISIN	CY0101162119
Symbol	SBX
Exchange	Duesseldorf
Currency	EUR
Sector	Energy / Commodities
Security type	Stock
Market cap (m)	35 EUR
Benchmark	NORWAY OSLO BORS ALL SHARE(TRG)

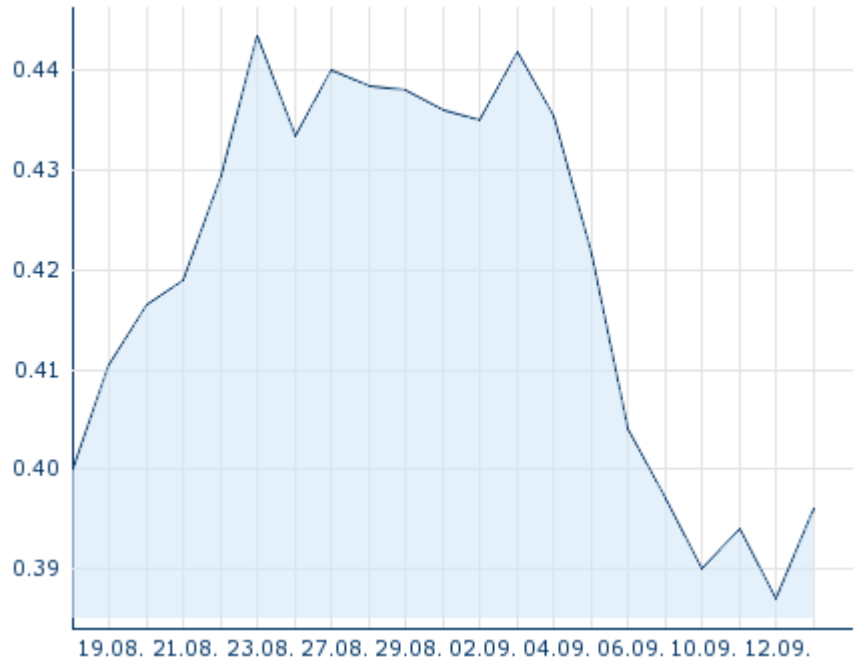
Market data

Bid (Bid size)	-
Ask (Ask size)	-
Open	0.396 EUR
High	0.396 EUR
Low	0.396 EUR
Close (prev. day)	0.387 EUR
VWAP	-
Volume (pcs)	0
Trading volume	0.00
Number of trades	3
Last size	0

Futures and Options



Related Futures	-
Related Options	-

5y



Information about previous performance does not guarantee future performance.
Source: FactSet

Recent research

on sector			
Date		Headline	Download
2024/09/11		Global Equity Ratings	
2024/09/11		Aktienempfehlungen Global	
2024/09/09		Aktienempfehlungen Österreich	
2024/09/06		Equity Weekly	
2024/09/05		Global Equity Ratings	

Details

2024/09/13 08:13:05

Price

0.396 EUR

Difference ▲ 2.33% (0.01)

General attributes

ISIN	CY0101162119
Symbol	SBX
Exchange	Duesseldorf
Currency	EUR
Sector	Energy / Commodities
Security type	Stock
Market cap (m)	35 EUR
Benchmark	NORWAY OSLO BORS ALL SHARE(TRG)

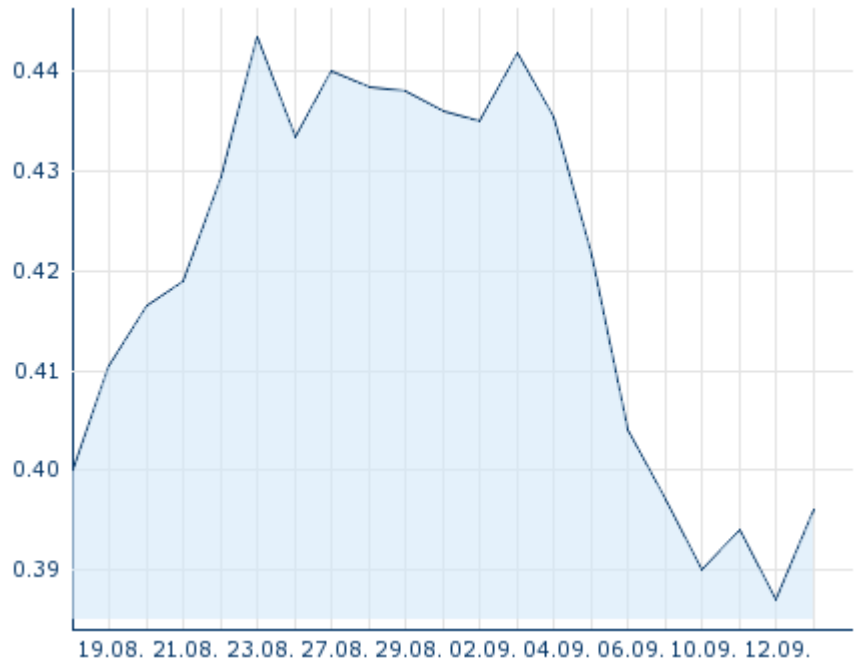
Market data

Bid (Bid size)	-
Ask (Ask size)	-
Open	0.396 EUR
High	0.396 EUR
Low	0.396 EUR
Close (prev. day)	0.387 EUR
VWAP	-
Volume (pcs)	0
Trading volume	0.00
Number of trades	3
Last size	0

Performance and Risk

	6m	1y	3y
Perf (%)	-	-	-
Perf (abs.)	-	-	-
Beta	-	-	-
Volatility	-	-	-

5y



Information about previous performance does not guarantee future performance.

Source: FactSet

Price data

Ø price 5 days Ø volume 5 days (pcs.)	0.393 EUR (0)
Ø price 30 days Ø volume 30 days (pcs.)	- EUR (-)
Ø price 100 days Ø volume 100 days (pcs.)	- EUR (-)
Ø price 250 days Ø volume 250 days (pcs.)	- EUR (-)
YTD High date	- EUR (-)
YTD Low date	- EUR (-)
52 Weeks High date	- EUR (-)
52 Weeks Low date	- EUR (-)

All listings for SEABIRD EXPLORATION PLC

Exchange	Date	Time	Price	Trading volume (mio.)	Number of trades
Tradegate	2024/09/06	22:02	0.4265 EUR	0.00	1
Stuttgart	2024/09/13	16:37	0.403 EUR	0.00	13
Munich	2024/09/13	08:07	0.418 EUR	0.00	1
London Stock Exchange	2018/09/27	15:57	44.40 NOK	0.02	1
Frankfurt	2024/09/13	08:20	0.386 EUR	0.00	2

	13					
First North Stockholm	2024/09/ 13	18:00	5.00 NOK	0.59		17
Duesseldorf	2024/09/ 13	08:13	0.396 EUR	0.00		3
Berlin	2024/09/ 06	08:08	0.4045 EUR	0.00		3

Company profile

Company Logo



Company Profile

-

Contact Details

SEABIRD EXPLORATION

--

Nedre Vollgate 3 0112 Oslo

Telefon: +47 2240 2700

Fax: +47 2240 2701

E-mail: corporateoslosbexp.com