

# ALTEO ENERGIASZOLGALTATO NYILVANOS HUF12.5(POST SUBD) (ALT) - B

2024/09/03 03:57:24

**Price**  
**4,622.00** HUF

**Difference**  **-0.69% (-32.00)**

**General attributes**

**Symbol** ALT1124

**Exchange** Budapest Stock Exchange

**Currency** HUF

**Security type** Future

**Underlying** ALTEO ENERGIASZOLGALTATO NYILVANOS HUF12.5(POST SUBD)

**Maturity** 11-2024

**Contract size** 800

**Market data**

**Bid (Bid size)** - HUF (-)

**Ask (Ask size)** - HUF (-)

**Open** 4,622.00 HUF

**High** -

**Low** -

**Close (prev. day)** 4,654.00 HUF

**Underlying** ALTEO ENERGIASZOLGALTATO NYILVANOS HUF12.5(POST SUBD)

**Underlying price (date)** 4,560.00 (24/09/03)

**Settlement price (date)** - (-)

**Open Interest** 0

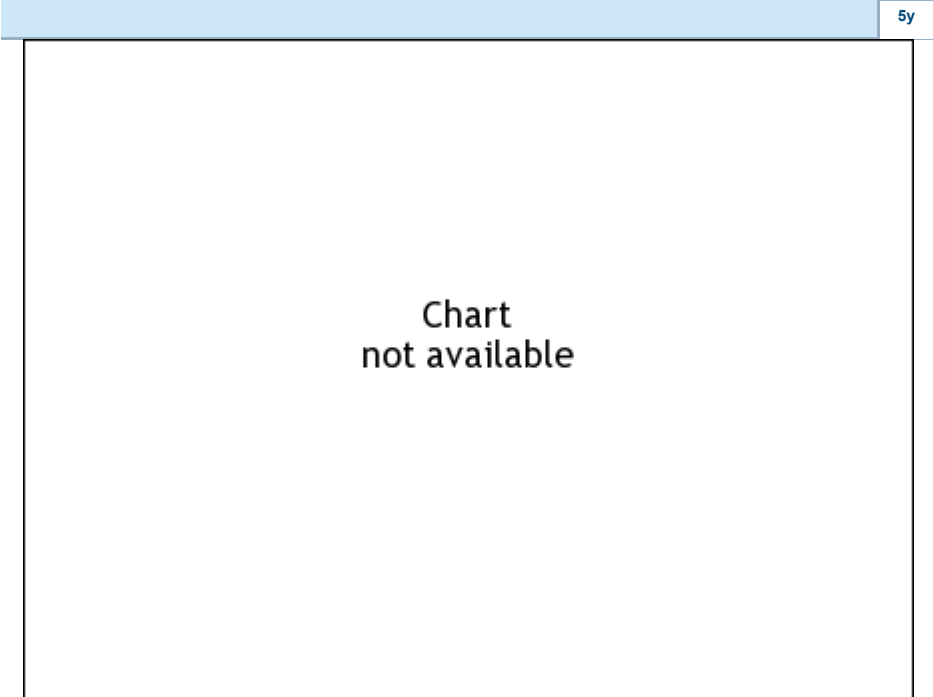
**Performance and Risk**

	6m	1y	3y
<b>Perf (%)</b>	-	-	-
<b>Perf (abs.)</b>	-	-	-
<b>Beta</b>	-	-	-
<b>Volatility</b>	-	-	-

**Futures and Options**

**Related Futures** -

**Related Options** -



Information about previous performance does not guarantee future performance.  
 Source: FactSet

**Price data**

**Ø price 5 days | Ø volume 5 days (pcs.)** - HUF (-)

**Ø price 30 days | Ø volume 30 days (pcs.)** - HUF (-)

**Ø price 100 days | Ø volume 100 days (pcs.)** - HUF (-)

**Ø price 250 days | Ø volume 250 days (pcs.)** - HUF (-)

**YTD High | date** - HUF (-)










**YTD Low | date** - HUF (-)

**52 Weeks High | date** - HUF (-)

**52 Weeks Low | date** - HUF (-)

**Recent Research**

**on market**

Date	Headline	Download
2024/07/03	 Global Strategy 3Q 2024	
2024/07/03	 Global Strategy 3Q 2024	
2024/03/26	 Global Strategy 2Q 2024	
2024/03/26	 Global Strategy 2Q 2024	
2024/01/09	 Global Strategy 1Q 2024	