

# VBI VACCINES INC.

ISIN: **CA91822J2020** WKN: **91822J202**

## Overview

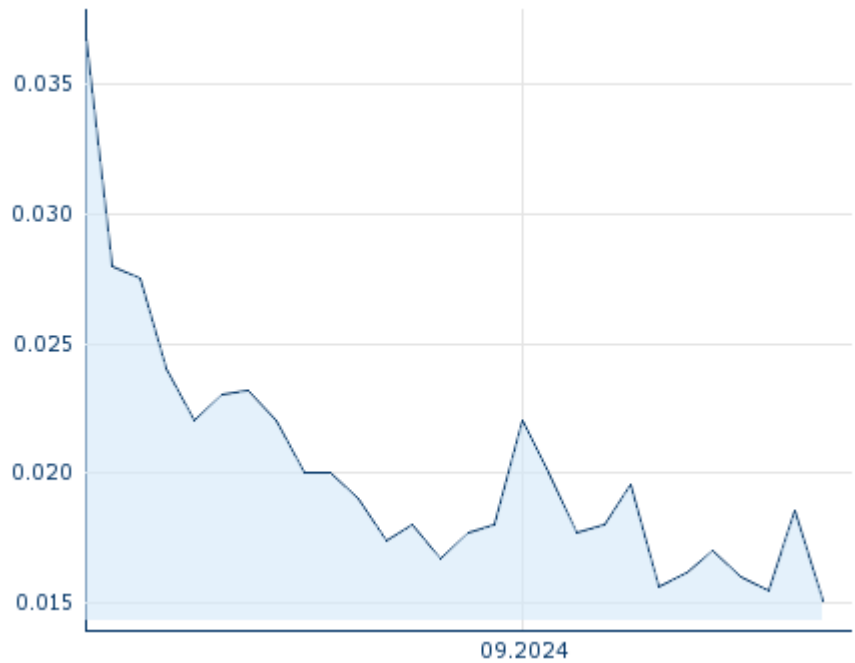
2024/09/18 21:51:55	
Price	0.0151 USD
Difference	<span style="color: red;">▼</span> -18.82% (-0.00)

General attributes	
ISIN	CA91822J2020
Symbol	VBIV
Exchange	FINRA other OTC Issues
Currency	USD
Sector	Chemical / Pharmaceutical / Health
Security type	Stock
Market cap (m)	1 EUR
Benchmark	S&P/TSX 60 INDEX

Market data	
Bid (Bid size)	-
Ask (Ask size)	-
Open	0.018 USD
High	0.02 USD
Low	0.0151 USD
Close (prev. day)	0.0186 USD
VWAP	0.016582 USD
Volume (pcs)	244,028
Trading volume	4,046.70
Number of trades	87
Last size	100

Futures and Options	
Related Futures	-
Related Options	-

5y



Information about previous performance does not guarantee future performance.  
**Source:** FactSet

### Recent research

on sector			
Date		Headline	Download
2024/09/13		Equity Weekly	
2024/09/11		Global Equity Ratings	
2024/09/11		Aktienempfehlungen Global	
2024/09/09		Aktienempfehlungen Österreich	
2024/09/05		Global Equity Ratings	

## Details

2024/09/18 21:51:55

## Price

0.0151 USD

Difference  -18.82% (-0.00)

## General attributes

ISIN	CA91822J2020
Symbol	VBIV
Exchange	FINRA other OTC Issues
Currency	USD
Sector	Chemical / Pharmaceutical / Health
Security type	Stock
Market cap (m)	1 EUR
Benchmark	S&P/TSX 60 INDEX

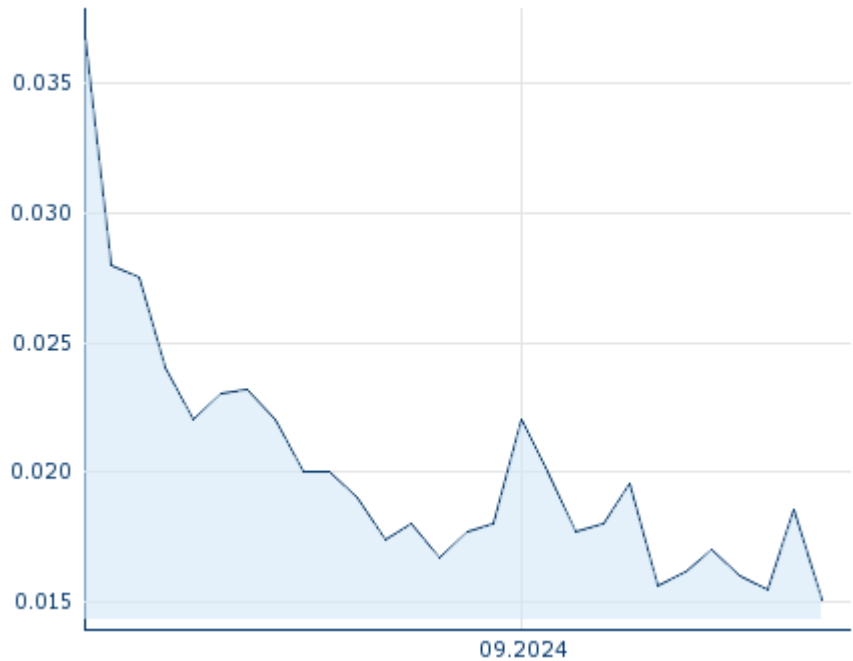
## Market data

Bid (Bid size)	-
Ask (Ask size)	-
Open	0.018 USD
High	0.02 USD
Low	0.0151 USD
Close (prev. day)	0.0186 USD
VWAP	0.016582 USD
Volume (pcs)	244,028
Trading volume	4,046.70
Number of trades	87
Last size	100

## Performance and Risk

	6m	1y	3y
Perf (%)	-	-	-
Perf (abs.)	-	-	-
Beta	-	-	-
Volatility	-	-	-

5y




Information about previous performance does not guarantee future performance.  
Source: FactSet

## Price data

Ø price 5 days   Ø volume 5 days (pcs.)	0.0167 USD (109,133)
Ø price 30 days   Ø volume 30 days (pcs.)	- USD (-)
Ø price 100 days   Ø volume 100 days (pcs.)	- USD (-)
Ø price 250 days   Ø volume 250 days (pcs.)	- USD (-)
YTD High   date	- USD (-)
YTD Low   date	- USD (-)
52 Weeks High   date	- USD (-)
52 Weeks Low   date	- USD (-)

## Arbitrage views

Exchange 	Date	Time	Price	Trading volume (mio.)	Number of trades
Stuttgart	2024/08/08	21:56	0.03 EUR	0.00	8
Nasdaq	2024/08/07	22:00	0.0653 USD	2.12	30,715
Munich	2024/08/08	08:34	0.0896 EUR	0.00	1
Frankfurt	2024/08/07	08:20	0.0845 EUR	0.00	2
FINRA other OTC	2024/09/18	21:51	0.0151 USD	0.00	87

Issues	18						
Berlin	2024/08/09	14:00	0.0586	EUR	0.00		5

## Company profile

### Company Logo



### Company Profile

-

### Contact Details

VBI VACCINES

--

Hunt Club Road East, Suite 201 310 K1V  
1C1 Ottawa

Telefon: +1 (613) 749-4200

Fax: -

E-mail: [info@vbivaccines.com](mailto:info@vbivaccines.com)