

## SSAB AB SER. B

ISIN: SE0000120669

WKN: 4847184

## Overview

2024/09/16 17:33:25

Price  
4.49 USDDifference  -10.20% (-0.51)

## General attributes

ISIN	SE0000120669
Symbol	SSAB B
Exchange	FINRA other OTC Issues
Currency	USD
Sector	Industry
Security type	Stock
Market cap (m)	4,236 EUR
Benchmark	OMX STOCKHOLM 30 INDEX

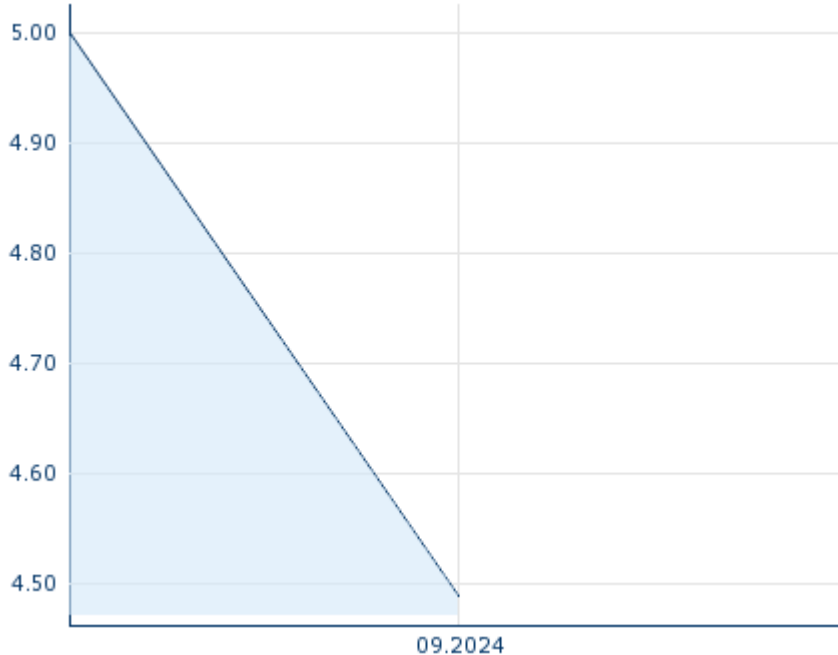
## Market data

Bid (Bid size)	-
Ask (Ask size)	-
Open	4.49 USD
High	4.49 USD
Low	4.49 USD
Close (prev. day)	5.00 USD
VWAP	4.49 USD
Volume (pcs)	100
Trading volume	449.00
Number of trades	1
Last size	100

## Futures and Options


Related Futures	18
Related Options	-

5y



Information about previous performance does not guarantee future performance.  
Source: FactSet

## Recent research

on sector			
Date		Headline	Download
2024/10/14		Aktienempfehlungen Österreich	
2024/09/27		Global Equity Ratings	
2024/09/27		Aktienempfehlungen Global	
2024/09/23		Aktienempfehlungen Österreich	
2024/09/13		Equity Weekly	

## Details

2024/09/16 17:33:25

Price  
4.49 USD

Difference ▼ -10.20% (-0.51)

## General attributes

ISIN	SE0000120669
Symbol	SSAB B
Exchange	FINRA other OTC Issues
Currency	USD
Sector	Industry
Security type	Stock
Market cap (m)	4,236 EUR
Benchmark	OMX STOCKHOLM 30 INDEX

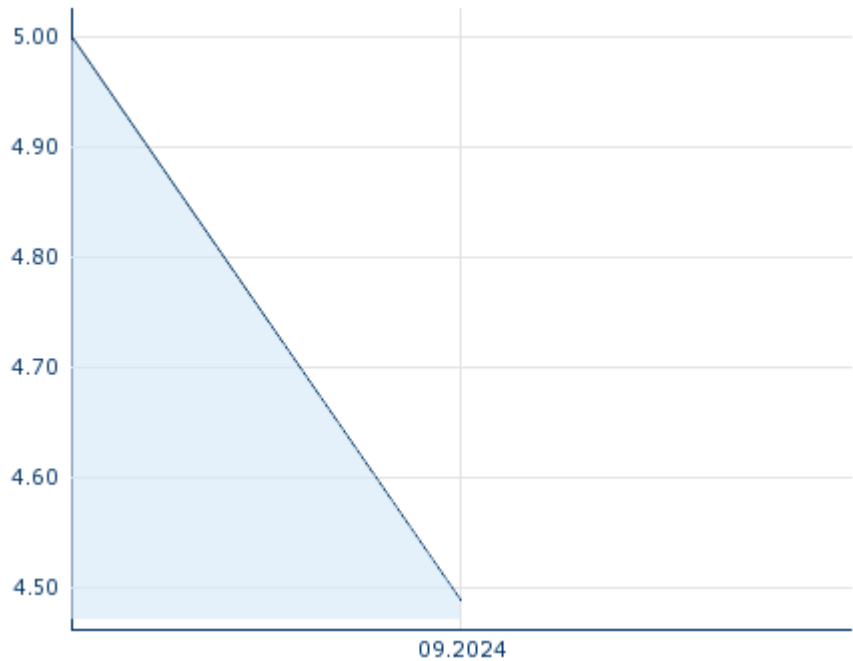
## Market data

Bid (Bid size)	-
Ask (Ask size)	-
Open	4.49 USD
High	4.49 USD
Low	4.49 USD
Close (prev. day)	5.00 USD
VWAP	4.49 USD
Volume (pcs)	100
Trading volume	449.00
Number of trades	1
Last size	100

## Performance and Risk

	6m	1y	3y
Perf (%)	-	-	-
Perf (abs.)	-	-	-
Beta	1.03	1.03	1.07
Volatility	-	-	-

5y



Information about previous performance does not guarantee future performance.  
Source: FactSet

## Price data

Ø price 5 days   Ø volume 5 days (pcs.)	- USD (-)
Ø price 30 days   Ø volume 30 days (pcs.)	- USD (-)
Ø price 100 days   Ø volume 100 days (pcs.)	- USD (-)
Ø price 250 days   Ø volume 250 days (pcs.)	- USD (-)
YTD High   date	- USD (-)
YTD Low   date	- USD (-)
52 Weeks High   date	- USD (-)
52 Weeks Low   date	- USD (-)

## Arbitrage views

Exchange <span>⊕</span>	Date	Time	Price	Trading volume (mio.)	Number of trades
Tradegate	2024/10/18	22:26	4.216 EUR	0.00	1
Stuttgart	2024/10/18	15:47	4.196 EUR	0.00	10
Nasdaq Stockholm	2024/10/18	18:00	48.17 SEK	128.09	7,130
Nasdaq Helsinki	2024/10/18	18:00	4.23 EUR	1.26	678
Munich	2024/	08:05	4.18 EUR	0.00	1

	10/18					
London Stock Exchange European Trade Reporting	2024/ 10/18	17:25	48.435 SEK	0.00		1
Frankfurt	2024/ 10/18	09:28	4.254 EUR	0.00		2
FINRA other OTC Issues	2024/ 09/16	17:33	4.49 USD	0.00		1
Duesseldorf	2024/ 10/18	19:32	4.193 EUR	0.00		7
Berlin	2024/ 10/18	19:35	4.212 EUR	0.00		16

## Company profile

### Company Logo



### Contact Details

SSAB AB

--

Klarabergsviadukten 70, D6 - 101 21  
Stockholm

Telefon: +46-8-45-45-700

Fax: +

E-mail: [info@ssab.com](mailto:info@ssab.com)

### Company Profile

-

#### Members of Management Board

Martin Lindqvist Chairman of Managing Board

Charles Schmitt Member of Executive Committee

Christina Friborg Member of Executive Committee

Eva Petursson Member of Executive Committee

Johnny Sjöström Member of Executive Committee

Lars Sjöbring Member of Executive Committee

Leena Craelius Member of Executive Committee

Maria Långberg Member of Executive Committee

Martin Pei Member of Executive Committee

Olavi Huhtala Member of Executive Committee

Viktor Strömberg Member of Executive Committee

#### Board of directors

John Lennart Kaleb Evrell Chairman of Supervisory Board

Bernard Fontana Member of Supervisory Board

Maija Kaarina Strandberg Member of Supervisory Board

Marie Grönborg Member of Supervisory Board

Mikael Mäkinen Member of Supervisory Board

Patrick Sjöholm Member of Supervisory Board

Petra Einarsson Member of Supervisory Board

Sven-Erik Rosén Member of Supervisory Board

Tomas Arne Karlsson Member of Supervisory Board