

AUSTRIA ATX REAL ESTATE

ISIN: **AT0000803226** WKN: -

Overview

2024/09/18 17:50:01

Price

358.02 EUR

Difference ▼ -0.68% (-2.46)

General attributes

ISIN	AT0000803226
Symbol	IAX
Country	Austria
Instruments in index	5
Type of index	Price Index
Security type	Index

Market data

Open	359.00 EUR
High	364.32 EUR
Low	354.46 EUR
Close (prev. day)	360.48 EUR
Trading volume (m)	-
Volume (pcs)	-

Top 5

Name	Price	+ - (%)	Trend
IMMOFINANZ...	22.90	+1.10	▲

Intraday 1w 1m 6m 1y 3y

Flop 5

Name	Price	+ - (%)	Trend
CA IMMOBIL...	25.52	-2.52	▼
S IMMO AG	22.00	-0.90	▼
WARIMPEX F...	0.65	-0.61	▼
UBM DEVELO...	20.80	-0.48	▼

Intraday 1w 1m 6m 1y 3y

Futures and Options

Related Futures	-
Related Options	-

5y



Information about previous performance does not guarantee future performance.
Source: FactSet

Recent research

Date	Headline	Download
2024/09/18	Credit Markets Weekly	
2024/09/18	Credit Markets Weekly (DE)	
2024/09/13	Austria Economy stagnates in 2024, inflation fur...	
2024/09/13	Equity Weekly	
2024/09/13	Week Ahead	

Details

2024/09/18 17:50:01

Price

358.02 EUR

Difference

**-0.68%** (-2.46)

General attributes

ISIN AT0000803226

Symbol IAX

Country Austria

Security type Index

Instruments in index 5

Market data

Open 359.00 EUR

High 364.32 EUR

Low 354.46 EUR

Close (prev. day) 360.48 EUR

Trading volume (m) -

Volume (pcs) -

Performance and Risk

	6m	1y	3y
Perf (%)	+3.71%	+22.25%	-10.17%
Perf (abs.)	+12.82	+65.17	-40.55
Beta	-	-	-
Volatility	17.28	15.04	16.18

5y







Information about previous performance does not guarantee future performance.

Source: FactSet

Price data

Ø price 5 days Ø volume 5 days (pcs.)	370.61 EUR (0)
Ø price 30 days Ø volume 30 days (pcs.)	398.66 EUR (0)
Ø price 100 days Ø volume 100 days (pcs.)	385.52 EUR (0)
Ø price 250 days Ø volume 250 days (pcs.)	349.68 EUR (0)
YTD High date	421.77 EUR (2024/08/29)
YTD Low date	320.17 EUR (2024/01/02)
52 Weeks High date	421.77 EUR (2024/08/29)
52 Weeks Low date	291.23 EUR (2023/09/27)

Composition

Name  ISIN	Price	Diff %  Diff +/-	Performance 	Date Time	Turnover Pc.  Turnover Money 
CA IMMOBILIEN ANLAGEN AG AT0000641352	25.52	-2.52% -0.66		24/09/18 17:35:14	335,305 8,583,952.80
IMMOFINANZ AG AT0000A21KS2	22.90	1.10% 0.25		24/09/18 17:35:22	2,171,618 49,746,247.80
S IMMO AG AT0000652250	22.00	-0.90% -0.20		24/09/18 17:35:27	8,543 188,070.40
UBM DEVELOPMENT AG AT0000815402	20.80	-0.48% -0.10		24/09/18 17:35:12	4,292 89,032.00
WARIMPEX FINANZ UND BETEI... AT0000827209	0.65	-0.61% -0.00		24/09/18 12:38:16	10,558 6,872.70