

AUSTRIA ATX REAL ESTATE

ISIN: **AT0000803226** WKN: -

Overview

2024/09/13 17:50:01

Price

376.11 EUR

Difference ▼ -0.78% (-2.96)

General attributes

ISIN	AT0000803226
Symbol	IAX
Country	Austria
Instruments in index	5
Type of index	Price Index
Security type	Index

Market data

Open	379.27 EUR
High	381.15 EUR
Low	375.12 EUR
Close (prev. day)	379.07 EUR
Trading volume (m)	-
Volume (pcs)	-

Top 5

Name	Price	+ - (%)	Trend
UBM DEVELO...	21.00	+2.44	▲
IMMOFINANZ...	25.85	+0.19	↔

Intraday 1w 1m 6m 1y 3y

Flop 5

Name	Price	+ - (%)	Trend
WARIMPEX F...	0.652	-6.05	▼
CA IMMOBIL...	27.02	-3.77	▼
S IMMO AG	22.20	-0.45	↔

Intraday 1w 1m 6m 1y 3y

Futures and Options

Related Futures	-
Related Options	-

5y



Information about previous performance does not guarantee future performance.
Source: FactSet

Recent research

Date	Headline	Download
2024/09/13	Austria Economy stagnates in 2024, inflation fur...	
2024/09/13	Equity Weekly	
2024/09/13	Week Ahead	
2024/09/13	Wochenausblick	
2024/09/12	ECB cuts further	

Details

2024/09/13 17:50:01

Price

376.11 EUR

Difference

**-0.78%** (-2.96)

General attributes

ISIN AT0000803226

Symbol IAX

Country Austria

Security type Index

Instruments in index 5

Market data

Open 379.27 EUR

High 381.15 EUR

Low 375.12 EUR

Close (prev. day) 379.07 EUR

Trading volume (m) -

Volume (pcs) -

Performance and Risk

	6m	1y	3y
Perf (%)	+11.75%	+26.59%	-7.03%
Perf (abs.)	+39.56	+79.00	-28.42
Beta	-	-	-
Volatility	15.81	14.22	15.93

5y








Information about previous performance does not guarantee future performance.

Source: FactSet

Price data

Ø price 5 days Ø volume 5 days (pcs.)	376.99 EUR (0)
Ø price 30 days Ø volume 30 days (pcs.)	402.13 EUR (0)
Ø price 100 days Ø volume 100 days (pcs.)	384.90 EUR (0)
Ø price 250 days Ø volume 250 days (pcs.)	348.83 EUR (0)
YTD High date	421.77 EUR (2024/08/29)
YTD Low date	320.17 EUR (2024/01/02)
52 Weeks High date	421.77 EUR (2024/08/29)
52 Weeks Low date	291.23 EUR (2023/09/27)

Composition

Name  ISIN	Price	Diff %  Diff +/-	Performance 	Date Time	Turnover Pc.  Turnover Money 
CA IMMOBILIEN ANLAGEN AG AT0000641352	27.02	-3.77% -1.06		24/09/13 17:38:01	682,553 18,818,805.98
IMMOFINANZ AG AT0000A21KS2	25.85	0.19% 0.05		24/09/13 17:35:21	762,353 19,575,618.75
S IMMO AG AT0000652250	22.20	-0.45% -0.10		24/09/13 17:35:21	6,391 142,367.10
UBM DEVELOPMENT AG AT0000815402	21.00	2.44% 0.50	■	24/09/13 17:35:14	2,485 51,956.10
WARIMPEX FINANZ UND BETEI... AT0000827209	0.652	-6.05% -0.04		24/09/13 16:49:08	349 227.55