

# AUSTRIA ATX REAL ESTATE

ISIN: **AT0000803226** WKN: -

## Overview

2024/07/17 14:23:34

Price

**396.66** EUR

Difference ▲ 0.11% (0.44)

### General attributes

ISIN AT0000803226

Symbol IAX

Country Austria

Instruments in index 5

Type of index Price Index

Security type Index

### Top 5

Name	Price	+ - (%)	Trend
UBM DEVELO...	21.90	+1.39	<span style="color: green;">▲</span>

Intraday 1w 1m 6m 1y 3y

### Flop 5

Name	Price	+ - (%)	Trend
S IMMO AG	22.10	-0.45	<span style="color: red;">▼</span>
CA IMMOBIL...	30.84	-0.19	<span style="color: red;">▼</span>

Intraday 1w 1m 6m 1y 3y



More information on countries & regions

[➤ Markets by Region](#)

### Erste Group related products on underlying

Product type

# products

Index/Participation Certificates 1

Turbos 3



Information about previous performance does not guarantee future performance.  
Source: FactSet

### Recent research

on market		
Date	Headline	Download
2024/07/17	Credit Markets Weekly	<a href="#">Download</a>
2024/07/17	Credit Markets Weekly (DE)	<a href="#">Download</a>
2024/07/15	EZB wartet weitere Daten ab	
2024/07/15	CSSD market 1H 2024: Schuldschein market gives way...	<a href="#">Download</a>
2024/07/15	CSSD-Markt 1H 2024: Schuldscheinmarkt weicht aberm...	<a href="#">Download</a>

## Details

2024/07/17 14:23:34

Price

**396.66** EUR

Difference



0.11% (0.44)

### General attributes

ISIN AT0000803226

Symbol IAX

Country Austria

Security type Index

Instruments in index 5

### Market data

Open 395.43 EUR

High 397.86 EUR

Low 393.69 EUR

Close (prev. day) 396.22 EUR

Trading volume (m) -

Volume (pcs) -

### Performance and Risk

	6m	1y	3y
Perf (%)	+17.37%	+32.33%	+2.51%
Perf (abs.)	+58.64	+96.80	+9.71
Beta	-	-	-
Volatility	11.85	12.08	15.47

5y



Information about previous performance does not guarantee future performance.

Source: FactSet








### Price data

Ø price 5 days   Ø volume 5 days (pcs.)	397.87 EUR (0)
Ø price 30 days   Ø volume 30 days (pcs.)	386.23 EUR (0)
Ø price 100 days   Ø volume 100 days (pcs.)	360.60 EUR (0)
Ø price 250 days   Ø volume 250 days (pcs.)	331.66 EUR (0)
YTD High   date	400.86 EUR (2024/07/10)
YTD Low   date	320.17 EUR (2024/01/02)
52 Weeks High   date	400.86 EUR (2024/07/10)
52 Weeks Low   date	291.23 EUR (2023/09/27)

### Erste Group related products on underlying

Product type	# products
Index/Participation Certificates	1
Turbos	3

## Composition

Name  ISIN	Price	Diff %  Diff +/-	Performance 	Date Time	Turnover Pc.  Turnover Money 
CA IMMOBILIEN ANLAGEN AG AT0000641352	30.84	-0.19% -0.06		24/07/17 14:10:30	62,680 1,932,491.94
IMMOFINANZ AG AT0000A21KS2	26.60	0.00% 0.00		24/07/17 14:09:54	37,109 988,989.15
S IMMO AG AT0000652250	22.10	-0.45% -0.10		24/07/17 14:15:13	5,869 129,254.80
UBM DEVELOPMENT AG AT0000815402	21.90	1.39% 0.30		24/07/17 14:23:34	869 19,076.90
WARIMPEX FINANZ UND BETEI... AT0000827209	0.75	0.00% 0.00		24/07/17 09:04:09	10 7.50