

AUSTRIA ATX REAL ESTATE

ISIN: **AT0000803226** WKN: -

Overview

2024/06/28 17:50:01

Price

391.53 EUR

Difference ▲ 3.49% (13.22)

General attributes

ISIN	AT0000803226
Symbol	IAX
Country	Austria
Instruments in index	5
Type of index	Price Index
Security type	Index

Market data

Open	378.18 EUR
High	391.85 EUR
Low	376.02 EUR
Close (prev. day)	378.31 EUR
Trading volume (m)	-
Volume (pcs)	-

Top 5

Name	Price	+ - (%)	Trend
IMMOFINANZ...	25.90	+9.51	▲
CA IMMOBIL...	30.96	+5.88	▲
S IMMO AG	22.00	+0.92	→
WARIMPEX F...	0.742	+0.27	→

Intraday 1w 1m 6m 1y 3y

Flop 5

Name	Price	+ - (%)	Trend
UBM DEVELO...	21.30	-2.74	▼

Intraday 1w 1m 6m 1y 3y

Futures and Options

Related Futures	-
Related Options	-

5y



Information about previous performance does not guarantee future performance.
Source: FactSet

Recent research

on market		
Date	Headline	Download
2024/06/28	Equity Weekly	Download
2024/06/28	Week Ahead	Download
2024/06/28	Wochenausblick	Download
2024/06/26	WIFO and IHS revise GDP forecast	Download
2024/06/26	WIFO und IHS revidieren BIP-Prognose	Download

Details

2024/06/28 17:50:01

Price

391.53 EUR

Difference



3.49% (13.22)

General attributes

ISIN AT0000803226

Symbol IAX

Country Austria

Security type Index

Instruments in index 5

Market data

Open 378.18 EUR

High 391.85 EUR

Low 376.02 EUR

Close (prev. day) 378.31 EUR

Trading volume (m) -

Volume (pcs) -

Performance and Risk

	6m	1y	3y
Perf (%)	+21.07%	+34.37%	+3.38%
Perf (abs.)	+68.14	+100.14	+12.79
Beta	-	-	-
Volatility	12.49	12.26	15.53













Information about previous performance does not guarantee future performance.

Source: FactSet

Price data

Ø price 5 days Ø volume 5 days (pcs.)	378.57 EUR (0)
Ø price 30 days Ø volume 30 days (pcs.)	374.89 EUR (0)
Ø price 100 days Ø volume 100 days (pcs.)	353.20 EUR (0)
Ø price 250 days Ø volume 250 days (pcs.)	327.03 EUR (0)
YTD High date	391.85 EUR (2024/06/28)
YTD Low date	320.17 EUR (2024/01/02)
52 Weeks High date	391.85 EUR (2024/06/28)
52 Weeks Low date	290.25 EUR (2023/06/29)

Composition

Name  ISIN	Price	Diff %  Diff +/-	Performance 	Date Time	Turnover Pc.  Turnover Money 
CA IMMOBILIEN ANLAGEN AG AT0000641352	30.96	5.88% 1.72		24/06/28 17:35:23	1,566,213 47,421,214.48
IMMOFINANZ AG AT0000A21KS2	25.90	9.51% 2.25		24/06/28 17:35:28	3,118,716 76,566,182.35
S IMMO AG AT0000652250	22.00	0.92% 0.20		24/06/28 17:35:16	6,150 133,801.80
UBM DEVELOPMENT AG AT0000815402	21.30	-2.74% -0.60		24/06/28 17:37:31	466 9,770.10
WARIMPEX FINANZ UND BETEI... AT0000827209	0.742	0.27% 0.00		24/06/28 14:16:15	40 29.68