

# AUSTRIA ATX REAL ESTATE

ISIN: **AT0000803226** WKN: -

## Overview

2024/05/03 17:50:01	
<b>Price</b>	<b>352.09</b> EUR
<b>Difference</b>	<span style="color: green;">▲</span> 0.60% (2.10)
<b>General attributes</b>	
ISIN	AT0000803226
Symbol	IAX
Country	Austria
Instruments in index	5
Type of index	Price Index
Security type	Index
<b>Market data</b>	
Open	348.84 EUR
High	352.52 EUR
Low	348.57 EUR
Close (prev. day)	349.99 EUR
Trading volume (m)	-
Volume (pcs)	-



Information about previous performance does not guarantee future performance.  
Source: FactSet

### Top 5

Name	Price	+ - (%)	Trend
UBM DEVELO...	19.60	+2.62	<span style="color: green;">▲</span>
S IMMO AG	17.25	+0.29	<span style="color: grey;">↔</span>
WARIMPEX F...	0.78	+0.26	<span style="color: grey;">↔</span>
IMMOFINANZ...	23.75	+0.21	<span style="color: grey;">↔</span>

Intraday 1w 1m 6m 1y 3y

### Flop 5

Name	Price	+ - (%)	Trend
CA IMMOBIL...	30.82	-0.13	<span style="color: grey;">↔</span>

Intraday 1w 1m 6m 1y 3y

### Futures and Options

Related Futures	-
Related Options	-

### Recent research

on market		
Date	Headline	Download
2024/05/03	Equity Weekly	<a href="#">Download</a>
2024/05/03	Week Ahead	<a href="#">Download</a>
2024/05/03	Wochenausblick	<a href="#">Download</a>
2024/05/03	Kommunalkredit Austria AG	<a href="#">Download</a>
2024/05/02	FX markets reflect uncertain interest rate outlook	<a href="#">Download</a>

## Details

2024/05/03 17:50:01

Price

**352.09** EUR

Difference



0.60% (2.10)

### General attributes

ISIN AT0000803226

Symbol IAX

Country Austria

Security type Index

Instruments in index 5

### Market data

Open 348.84 EUR

High 352.52 EUR

Low 348.57 EUR

Close (prev. day) 349.99 EUR

Trading volume (m) -

Volume (pcs) -

### Performance and Risk

	6m	1y	3y
Perf (%)	+14.24%	+21.07%	-6.77%
Perf (abs.)	+43.90	+61.27	-25.57
Beta	-	-	-
Volatility	12.10	12.69	15.23







Information about previous performance does not guarantee future performance.

Source: FactSet

### Price data

Ø price 5 days   Ø volume 5 days (pcs.)	348.76 EUR (0)
Ø price 30 days   Ø volume 30 days (pcs.)	348.32 EUR (0)
Ø price 100 days   Ø volume 100 days (pcs.)	337.52 EUR (0)
Ø price 250 days   Ø volume 250 days (pcs.)	314.54 EUR (0)
YTD High   date	359.39 EUR (2024/04/02)
YTD Low   date	320.17 EUR (2024/01/02)
52 Weeks High   date	359.39 EUR (2024/04/02)
52 Weeks Low   date	276.07 EUR (2023/05/31)

## Composition

Name  ISIN	Price	Diff %  Diff +/-	Performance 	Date Time	Turnover Pc.  Turnover Money 
CA IMMOBILIEN ANLAGEN AG AT0000641352	30.82	-0.13% -0.04		24/05/03 17:35:27	198,229 6,121,044.14
IMMOFINANZ AG AT0000A21KS2	23.75	0.21% 0.05		24/05/03 17:35:09	206,760 4,894,893.00
S IMMO AG AT0000652250	17.25	0.29% 0.05		24/05/03 17:35:18	3,107 53,521.75
UBM DEVELOPMENT AG AT0000815402	19.60	2.62% 0.50		24/05/03 17:35:00	3,094 59,671.00
WARIMPEX FINANZ UND BETEI... AT0000827209	0.78	0.26% 0.00		24/05/03 16:51:35	5,536 4,311.01