

# AUSTRIA ATX REAL ESTATE

ISIN: **AT0000803226** WKN: -

## Overview

2024/04/29 17:50:02

Price

**345.16** EUR

Difference ▲ 0.59% (2.03)

### General attributes

ISIN	AT0000803226
Symbol	IAX
Country	Austria
Instruments in index	5
Type of index	Price Index
Security type	Index

### Market data

Open	343.24 EUR
High	347.92 EUR
Low	342.59 EUR
Close (prev. day)	343.13 EUR
Trading volume (m)	-
Volume (pcs)	-

### Top 5

Name	Price	+ - (%)	Trend
UBM DEVELO...	19.00	+1.88	<span style="color: green;">▲</span>
IMMOFINANZ...	22.95	+0.66	<span style="color: grey;">➔</span>
S IMMO AG	17.10	+0.29	<span style="color: grey;">➔</span>

Intraday 1w 1m 6m 1y 3y

### Flop 5

Name	Price	+ - (%)	Trend
S IMMO AG	17.10	+0.29	<span style="color: grey;">➔</span>
IMMOFINANZ...	22.95	+0.66	<span style="color: grey;">➔</span>
UBM DEVELO...	19.00	+1.88	<span style="color: green;">▲</span>

Intraday 1w 1m 6m 1y 3y

### Futures and Options

Related Futures -

Related Options -

5y



Information about previous performance does not guarantee future performance.  
Source: FactSet

### Recent research

on market

Date	Headline	Download
2024/04/29	Aktienempfehlungen Österreich	
2024/04/29	HYPO NOE	
2024/04/29	Wie reagiert die Fed auf die jüngsten Daten?	
2024/04/26	Equity Weekly	
2024/04/26	Week Ahead	

## Details

2024/04/29 17:50:02

Price

**345.16** EUR

Difference



0.59% (2.03)

### General attributes

ISIN AT0000803226

Symbol IAX

Country Austria

Security type Index

Instruments in index 5

### Market data

Open 343.24 EUR

High 347.92 EUR

Low 342.59 EUR

Close (prev. day) 343.13 EUR

Trading volume (m) -

Volume (pcs) -

### Performance and Risk

	6m	1y	3y
Perf (%)	+15.78%	+18.94%	-8.62%
Perf (abs.)	+47.04	+54.96	-32.58
Beta	-	-	-
Volatility	12.20	12.67	15.23







Information about previous performance does not guarantee future performance.

Source: FactSet

### Price data

Ø price 5 days   Ø volume 5 days (pcs.)	344.40 EUR (0)
Ø price 30 days   Ø volume 30 days (pcs.)	347.58 EUR (0)
Ø price 100 days   Ø volume 100 days (pcs.)	336.19 EUR (0)
Ø price 250 days   Ø volume 250 days (pcs.)	313.80 EUR (0)
YTD High   date	359.39 EUR (2024/04/02)
YTD Low   date	320.17 EUR (2024/01/02)
52 Weeks High   date	359.39 EUR (2024/04/02)
52 Weeks Low   date	276.07 EUR (2023/05/31)

## Composition

Name  ISIN	Price	Diff %  Diff +/-	Performance 	Date Time	Turnover Pc.  Turnover Money 
CA IMMOBILIEN ANLAGEN AG AT0000641352	30.46	0.00% 0.00		24/04/29 17:35:08	206,387 6,284,178.88
IMMOFINANZ AG AT0000A21KS2	22.95	0.66% 0.15		24/04/29 17:39:16	438,868 10,022,928.00
S IMMO AG AT0000652250	17.10	0.29% 0.05		24/04/29 17:35:26	5,747 99,885.60
UBM DEVELOPMENT AG AT0000815402	19.00	1.88% 0.35		24/04/29 17:35:15	2,177 41,110.60
WARIMPEX FINANZ UND BETEI... AT0000827209	0.778	0.00% 0.00		24/04/26 14:48:26	500 380.90