

AUSTRIA ATX REAL ESTATE

ISIN: **AT0000803226** WKN: -

Overview

2024/04/26 11:44:25

Price

345.17 EUR

Difference ▲ 0.93% (3.17)

General attributes

ISIN	AT0000803226
Symbol	IAX
Country	Austria
Instruments in index	5
Type of index	Price Index
Security type	Index

Market data

Open	341.24 EUR
High	346.72 EUR
Low	340.48 EUR
Close (prev. day)	342.00 EUR
Trading volume (m)	-
Volume (pcs)	-

Top 5

Name ⬇	Price	+ - (%) ⬇	Trend
S IMMO AG	17.40	+2.35 ▲	▲
IMMOFINANZ...	22.85	+1.11 ▲	▲
CA IMMOBIL...	30.40	+0.13 ↔	↔

Intraday 1w 1m 6m 1y 3y

Flop 5

Name ⬇	Price	+ - (%) ⬇	Trend
CA IMMOBIL...	30.40	+0.13 ↔	↔
IMMOFINANZ...	22.85	+1.11 ▲	▲
S IMMO AG	17.40	+2.35 ▲	▲

Intraday 1w 1m 6m 1y 3y

Futures and Options

Related Futures -

Related Options -

5y



Information about previous performance does not guarantee future performance.
Source: FactSet

Recent research

on market

Date	Headline	Download
2024/04/26	Aktienempfehlungen Global	
2024/04/24	Credit Markets Weekly	
2024/04/24	Credit Markets Weekly (DE)	
2024/04/24	Corporate Credit Monitor Austria	
2024/04/23	OeKB	

Details

2024/04/26 11:44:25

Price

345.17 EUR

Difference



0.93% (3.17)

General attributes

ISIN AT0000803226

Symbol IAX

Country Austria

Security type Index

Instruments in index 5

Market data

Open 341.24 EUR

High 346.72 EUR

Low 340.48 EUR

Close (prev. day) 342.00 EUR

Trading volume (m) -

Volume (pcs) -

Performance and Risk

	6m	1y	3y
Perf (%)	+15.02%	+22.05%	-9.93%
Perf (abs.)	+44.67	+61.79	-37.71
Beta	-	-	-
Volatility	12.24	12.75	15.21

5y







Information about previous performance does not guarantee future performance.

Source: FactSet

Price data

Ø price 5 days Ø volume 5 days (pcs.)	346.67 EUR (0)
Ø price 30 days Ø volume 30 days (pcs.)	347.06 EUR (0)
Ø price 100 days Ø volume 100 days (pcs.)	335.49 EUR (0)
Ø price 250 days Ø volume 250 days (pcs.)	313.38 EUR (0)
YTD High date	359.39 EUR (2024/04/02)
YTD Low date	320.17 EUR (2024/01/02)
52 Weeks High date	359.39 EUR (2024/04/02)
52 Weeks Low date	276.07 EUR (2023/05/31)

Composition

Name  ISIN	Price	Diff %  Diff +/-	Performance 	Date Time	Turnover Pc.  Turnover Money 
CA IMMOBILIEN ANLAGEN AG AT0000641352	30.40	0.13% 0.04		24/04/26 11:44:25	70,140 2,134,587.40
IMMOFINANZ AG AT0000A21KS2	22.85	1.11% 0.25		24/04/26 11:39:17	120,109 2,714,322.15
S IMMO AG AT0000652250	17.40	2.35% 0.40		24/04/26 11:36:14	10,431 178,461.40
UBM DEVELOPMENT AG AT0000815402	18.70	0.00% 0.00		24/04/26 11:38:59	52 982.40
WARIMPEX FINANZ UND BETEI... AT0000827209	0.778	0.00% 0.00		24/04/24 15:36:43	400 302.62